

## Navigating TN eCampus

### Log in to TN eCampus Course(s)

**(course does not show up until a specific time on first day)**

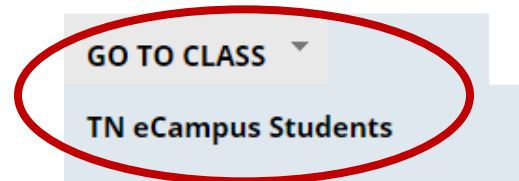
Go to [TN eCampus](#) or [TN eCampus Student Login](#)



Click on Current Students.



Click on **Go To Class**, then click on **TN eCampus Students**.



TN eCampus D2L page shows: Read section titled "Username Information for New and Existing Students"

- This is where any TN eCampus course shows.
- *ETSU Online classes do not show up at this D2L; instead, see next page.*

## Log into ETSU Online Course

Multiple ways exists for students to access ETSU's D2L leaning site as follows:

Go to [ETSU's Homepage](#)

Click on **D2L**.

EMAIL / **D2L** / HELPDESK /

Log in to your **GoldLink** Account and select D2L icon.



## Communication with Instructor

**Please Note:** Communicating with your instructor is done ONLY within D2L. There is a communication button you will use once you are inside the D2L software.

## Online TN eCampus Courses and Proctored Exams

While TN eCampus classes do not meet as a group, the instructor of each course has final approval of how students will be evaluated. If the instructor requires students to obtain a proctor for test-taking or other assignments, Students can find information and sign up for proctoring appointments online at: <https://www.etsu.edu/tncampus/proctoring.aspx>.

## Accessing TN eCampus Course Syllabus

Go to [TN eCampus](#) website.



Click on Courses. Courses and Syllabi returns a list of all TN eCampus courses.



Click on View Syllabus to see course description.

COURSE	SYLLABUS
ACCT 1010 - Principles of Accounting I	<a href="#">View Syllabus</a>

## Locate TN eCampus and ETSU Online Bookstores

[TN eCampus Bookstore](#)

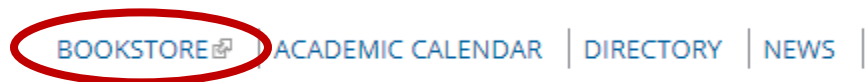
Go to TN eCampus Website.



Click on **Current Students**.



Click on **Bookstore**.



Click on **Books – Textbooks & Course Materials**.



Locate the following information from your **Concise Student Schedule** in GoldLink:

- Department is ENGL, ACCT, BIOL, etc; Course is 1010, 1020, 1110, etc. Section is R# or ALL. Select Your Program: TN eCampus, Term, Department, Course, Section, Click **Submit**.

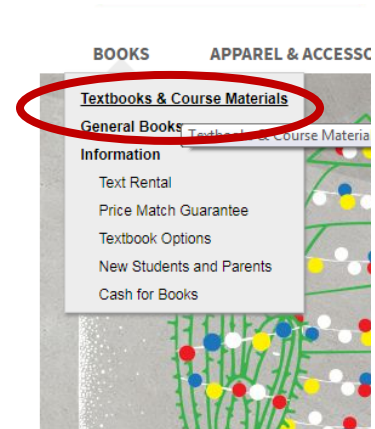
Shop by Course

Select the fields below to find your textbooks.

Program	Term	Department
<input type="text" value="TN eCampus"/>	<input type="text" value="Fall 2018"/>	<input type="text" value="ACCT"/>
Course	Section	
<input type="text" value="1010"/>	<input type="text" value="ALL"/>	

[ETSU Online Bookstore](#) – [Click here.](#)

Click on **Books**, then **Textbooks & Course Materials**.



Locate the following information from your **Concise Student Schedule** in GoldLink:

- Department is ENGL, ACCT, BIOL, etc; Course is 1010, 1020, 1110, etc. Section is R# or ALL.

**Select Your Program:** ETSU, Term, Department, Course, Section, then click Submit.

Shop by Course	Shop by Student ID	Shop by Course ID
Select the fields below to find your textbooks.		
<b>Program</b> ETSU	<b>Term</b> ETSU Fall 2018	<b>Department</b> ACCT
<b>Course</b> 1010	<b>Section</b> R50	
<input type="button" value="Submit"/>		

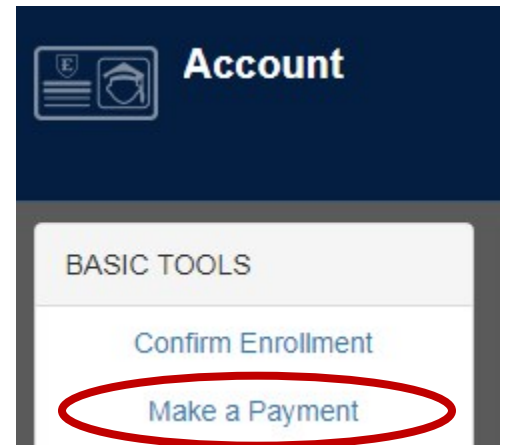
## Financial Aid Information

Confirm your Schedule by one of the following ways:

- All students must take action in GoldLink to confirm your registration to avoid automatically losing your schedule. Please visit <https://www.etsu.edu/bf/bursar/> to learn more about confirmation.
- Go to GoldLink & click **Confirm Registration** button.
  - This will work if you have sufficient Financial Aid applied to your account.



- Pay fees through GoldLink by clicking Student Account, then Make a Payment.



- If you expect to have sufficient estimated Financial Aid and the confirm button does not allow you to confirm, YOU MUST contact ETSU Financial Aid office immediately.  
[ETSU Financial Aid Website.](#)
- Fees must be paid by the day before classes start each semester by 6:00 pm EDT.

## Frequently Used Resources

The following table provides hyperlinks to ETSU departmental websites that might be useful to you. Please click on the name of the resource to link to the website.

Main Pages to Bookmark
<a href="#">TN eCampus website</a> <a href="#">ETSU TN eCampus Contact – Chelsie Dubay</a> <a href="#">ETSU Home Page</a> <a href="#">ETSU Undergraduate Catalog</a>
Registration, Course, Books & Fee Information
<a href="#">ETSU Goldlink</a> <a href="#">(ETSU Online courses, Registration, Pay fees)</a> <a href="#">TN eCampus Courses</a> <a href="#">TN eCampus Bookstore</a> <a href="#">ETSU Online Bookstore</a>
Other Useful websites
<a href="#">ETSU Senior Exit Exam (CCTST)</a> <a href="#">Graduation Application</a>  <a href="#">Student Handbook (Various policies)</a> <a href="#">Financial Aid</a> <a href="#">New Student Orientation</a>  <a href="#">ETSU Bursar (Tuition &amp; Fees)</a> <a href="#">Online Only Student Immunization Waiver</a> <a href="#">Goldlink and ETSU eMail Activation</a>  <a href="#">Using Information Technology Proficiency Exam</a>
TN eCampus Campus Coordinator for ETSU
<b><a href="#">ETSU Campus Contact Online Student Success Coordinator</a></b>  ETSU has a campus coordinator that works with specific TNECAMPUS class related issues. For example, students wishing to complain about a TNECAMPUS instructor. Also, TNECAMPUS has a formal grade appeal procedure that students must follow, this starts with the campus coordinator. You can find the coordinator’s contact information in the above website. <b>Your Academic Advisor is not the campus coordinator and cannot assist with these issues. Students are encouraged to review information on the ROCC website about courses before submitting a concern.</b>