

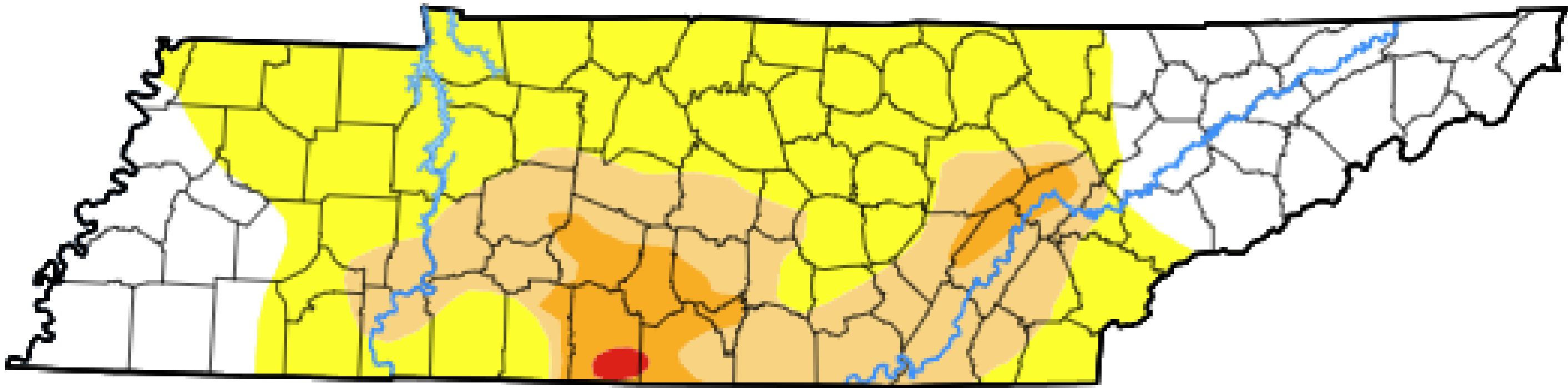
Tennessee Drought Update


For the assessment period ending October 29th, 2024

Statewide Condition Summary

This Week's Drought Monitor of Tennessee Map

From the US Drought Monitor, authored by Brian Fuchs, NDMC with input from the Tennessee Climate Office



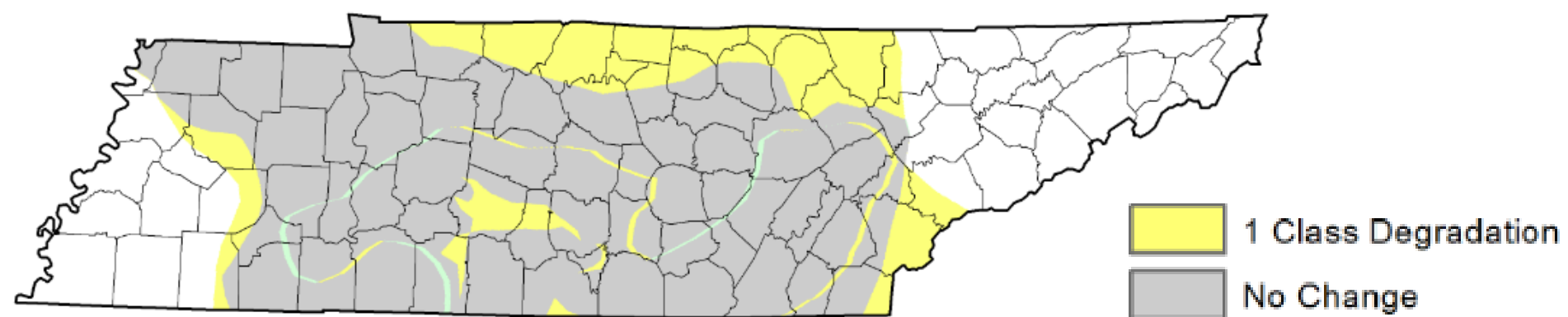
 Conditions have worsened in central Tennessee as a result of lack of rainfall and high temperatures

What's Changed? Another round of little to no rain and abnormally warm temperatures led to worsening drought conditions primarily across central Tennessee this week. While some areas in Middle and East Tennessee saw around an inch of rainfall, the majority of the state received 0 – 0.1 inches over the past 7 days. This has deepened rainfall deficits and with areas experiencing max temperatures of 4 – 6 degrees above normal, soil moisture and streamflow levels have continued to drop. Many areas in south-central Tennessee are displaying impacts associated with D3/D4 conditions such as scarce hay production and availability, voluntary water conservation, and producers selling cattle due to lack of feed.

What's New? D0 conditions have expanded in West and East Tennessee, as well as along the TN-KY border. D2 conditions have expanded in southern Middle Tennessee.

What's Next? Forecasts are predicting moderate rainfall over the next 7 days with most areas receiving 0.25 – 1.25 inches of rain. However, areas of West Tennessee are projected to receive closer to 1.5 inches of rainfall.

Change Since Last Week




A product of the Tennessee Climate Office
www.etsu.edu/tn-climate



Statewide Coverage By Category

Category	Coverage This Week	Change Since Last Week
D0: Abnormally Dry	46.11%	+13.01%
D1: Moderate Drought	20.64%	-1.39%
D2: Severe Drought	6.17%	+1.48%
D3: Extreme Drought	0.34%	0%
D4: Exceptional Drought	0%	0%

Icon Library



No Precipitation




Increasing drought conditions



Rivers and Streams



Precipitation



Temperatures



Improvement



A mixture of improving and worsening conditions



No Change



Worsening conditions



Hurricane/Tropical storm

- 5 Class Degradation
- 4 Class Degradation
- 3 Class Degradation
- 2 Class Degradation
- 1 Class Degradation
- No Change
- 1 Class Improvement
- 2 Class Improvement
- 3 Class Improvement
- 4 Class Improvement
- 5 Class Improvement