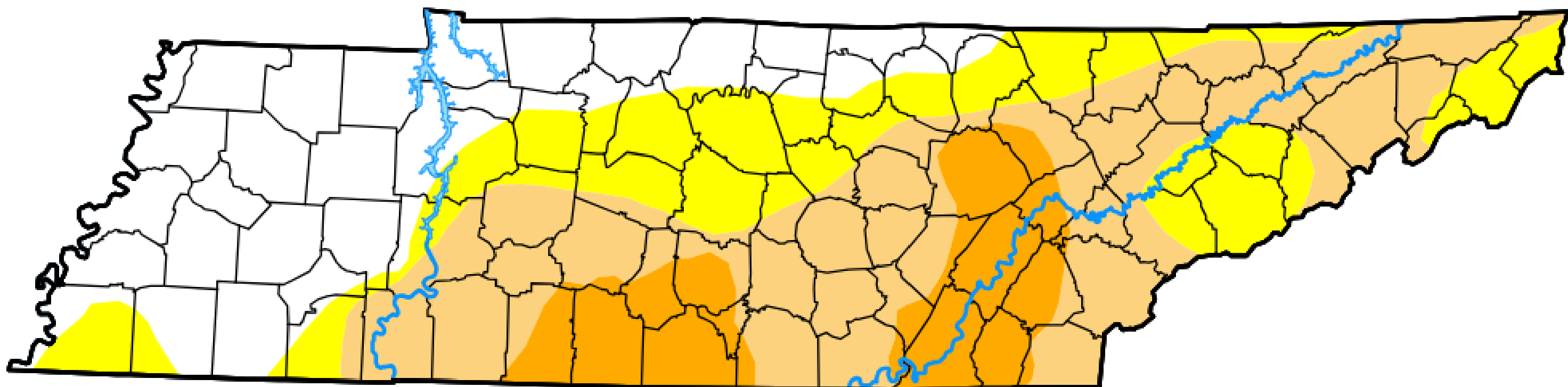


# Tennessee Drought Update

For the assessment period ending July 11th, 2024

## This Week's Drought Monitor of Tennessee Map

From the US Drought Monitor, authored by Brian Fuchs, NDMC with input from the Tennessee Climate Office

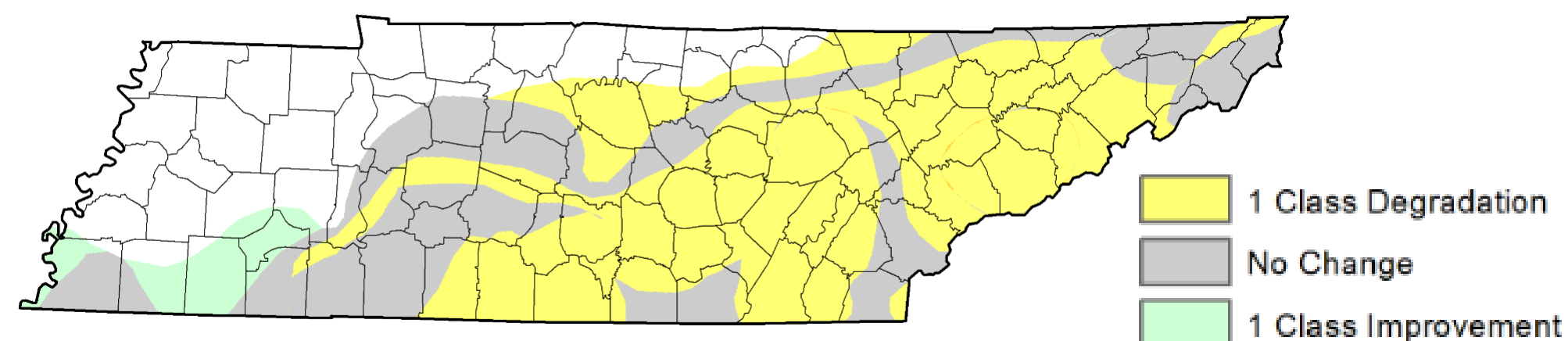


Recent rainfall has led to some improving conditions across West Tennessee



Lack of rainfall has led to worsening conditions across Middle and East Tennessee and the Cumberland Plateau

### Change Since Last Week



A product of the Tennessee Climate Office

[www.etsu.edu/tn-climate](http://www.etsu.edu/tn-climate)



# Statewide Condition Summary

**What's Changed?** Conditions have been variable this week following the rainfall parts of Tennessee received from Hurricane Beryl. This brought 1-category improvements to parts of West Tennessee. However, dry conditions prevailed across Central and East Tennessee. The combination of high temperatures and lack of rainfall has led to decreasing streamflows and soil moisture again this week. Station data is showing some of the driest conditions on record for mid-June to mid-July in some areas. CMOR reports detail possible yield loss and early supplemental feeding of cattle.


**What's New?** D0 and D1 conditions have expanded across multiple regions of the state. D2 conditions have been introduced across Central and East Tennessee.

**What's Next?** Forecasts are predicting marginal rainfall over the next week across the majority of Tennessee. However, East Tennessee may receive some much-needed rain with projected totals possibly reaching 1 – 1.75 inches in some areas.

## Statewide Coverage By Category

Category	Coverage This Week	Change Since Last Week
D0: Abnormally Dry	22.52%	-16.18%
D1: Moderate Drought	33.86%	+8.09%
D2: Severe Drought	13.06%	+13.06%
D3: Extreme Drought	0%	0%
D4: Exceptional Drought	0%	0%

# Icon Library



No Precipitation




Increasing drought conditions



Rivers and Streams



Precipitation




Temperatures



Improvement



A mixture of improving and worsening conditions



No Change



Worsening conditions



Hurricane/Tropical storm

5 Class Degradation

4 Class Degradation

3 Class Degradation

2 Class Degradation

1 Class Degradation

No Change

1 Class Improvement

2 Class Improvement

3 Class Improvement

4 Class Improvement

5 Class Improvement