



DA  
AS

**Johnson City, TN CFCL**

# Introductions

## **JC CFCI Key Stakeholder Committee**

- Jenny Brock, Johnson City Commission
- Dr. Greg Wallace, JC Schools
- Tim Perry, Frontier Health
- Dr. Kim Hale, ETSU
- Julia Turpin, JC Library
- Lisa Carter, Niswonger Children's Hospital/Ballad

## **JC CFCI Leadership Team**

- Dr. Chris Keller, ETSU Dean
- Dr. Sam Pettyjohn, ETSU Public Health Faculty
- Dr. Shuling Yang, ETSU, College of Education Faculty
- Dr. David Wood, ETSU, College of Medicine Faculty
- Keisha Shoun, Johnson City staff
- Julia Turpin, Director, JC Library
- Kylee Phalen, ETSU student



# What is a Child Friendly City?

A child friendly city is a city or community where **the voices, needs and priorities of children** are an integral part of public policies, programs and decisions influencing their lives and future.

Child Friendly Cities join a growing network of cities and communities from around the world.

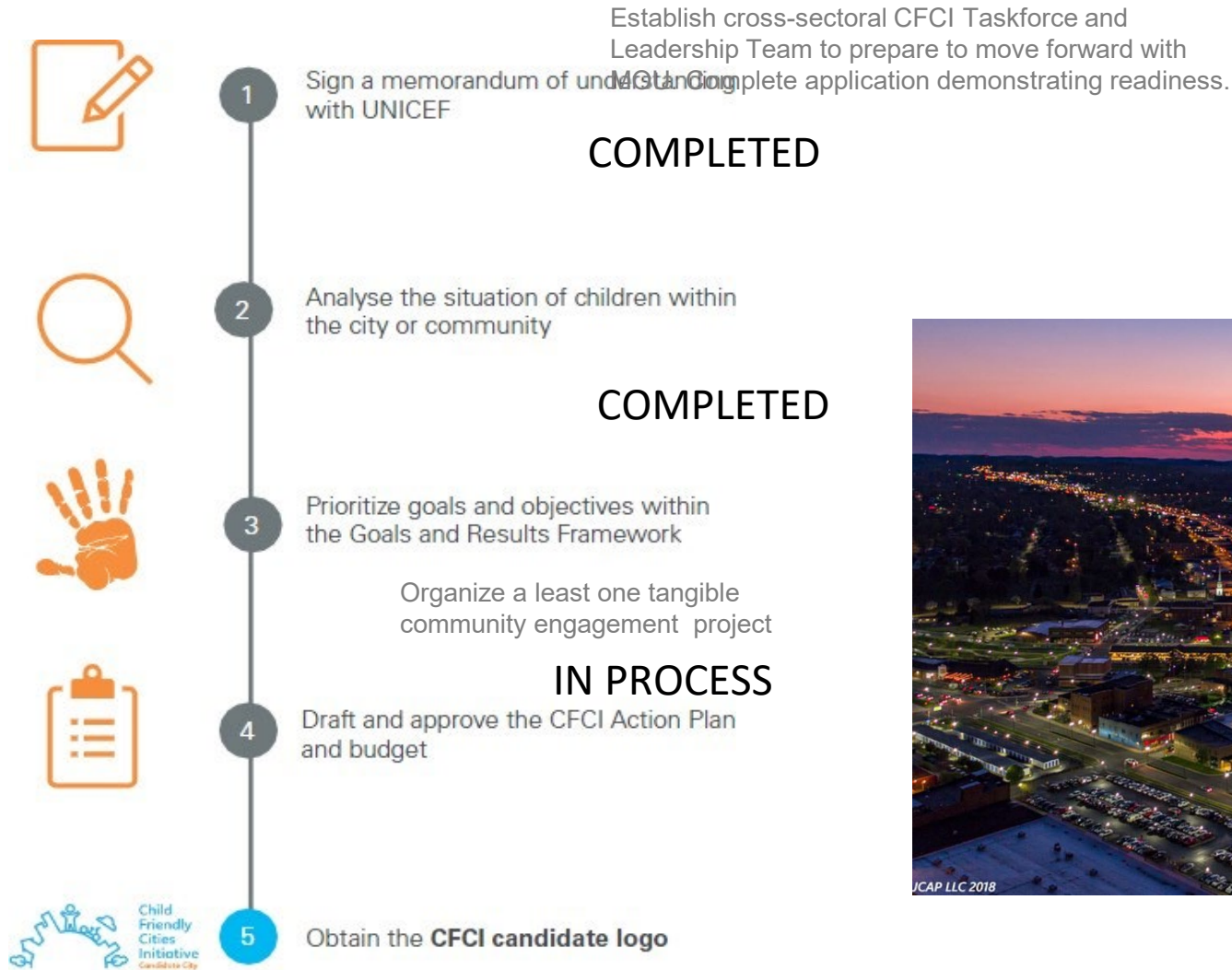
- **40** countries globally
- **25%** growth over the past three years
- **3,100+** cities and communities
- **40+ million** children and young people



Child  
Friendly  
Cities  
Initiative



# What will it require for a city to become a candidate?





# What will it require a city to become fully recognized?



# A Child Friendly City is an Environment where Children can....





# Benefits to Cities/Communities

## Internal

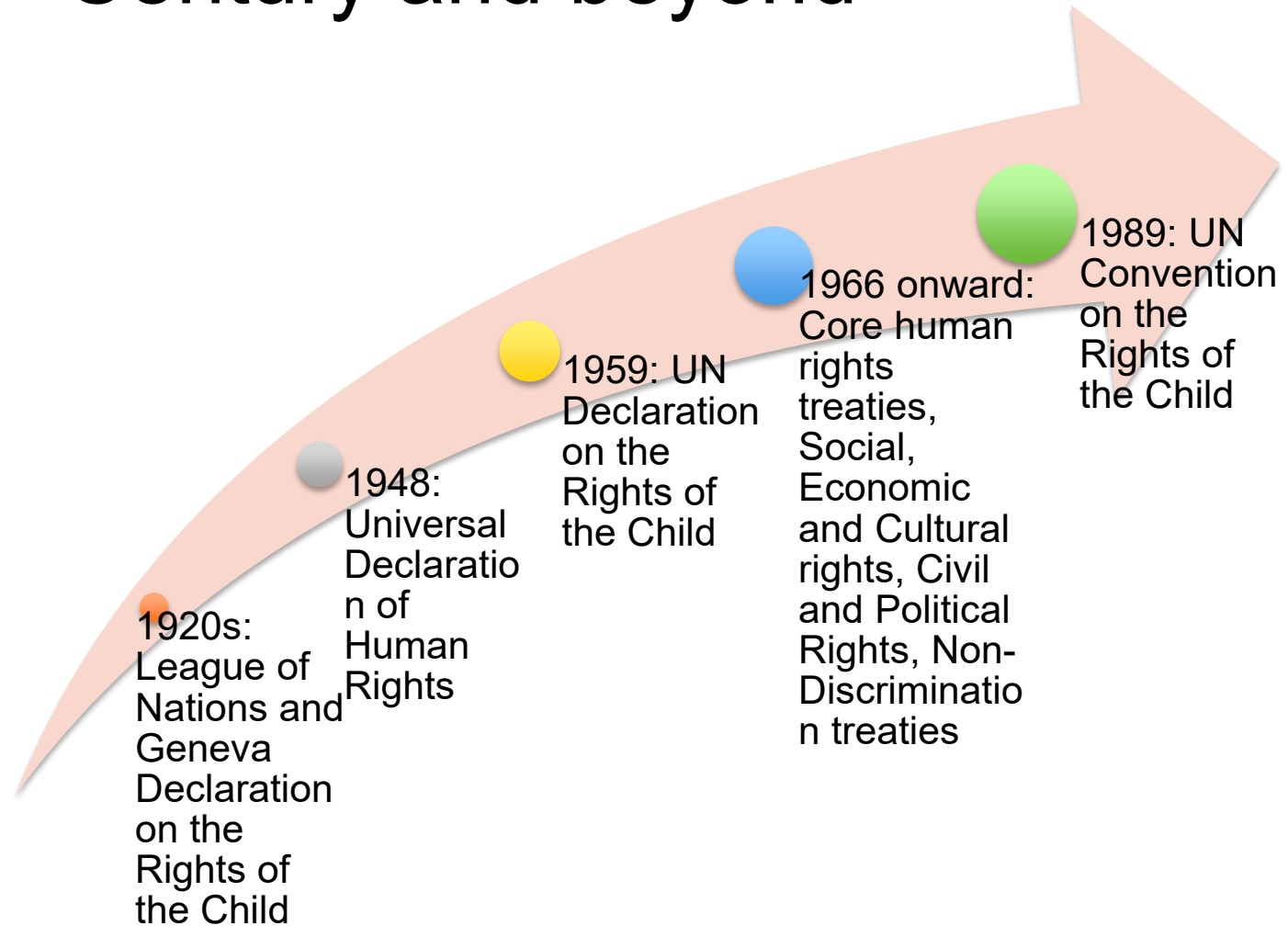
- ✓ Improved child well-being
- ✓ Increased capacity and a unifying focus on children's well-being
- ✓ Hands on support from UNICEF USA

## External

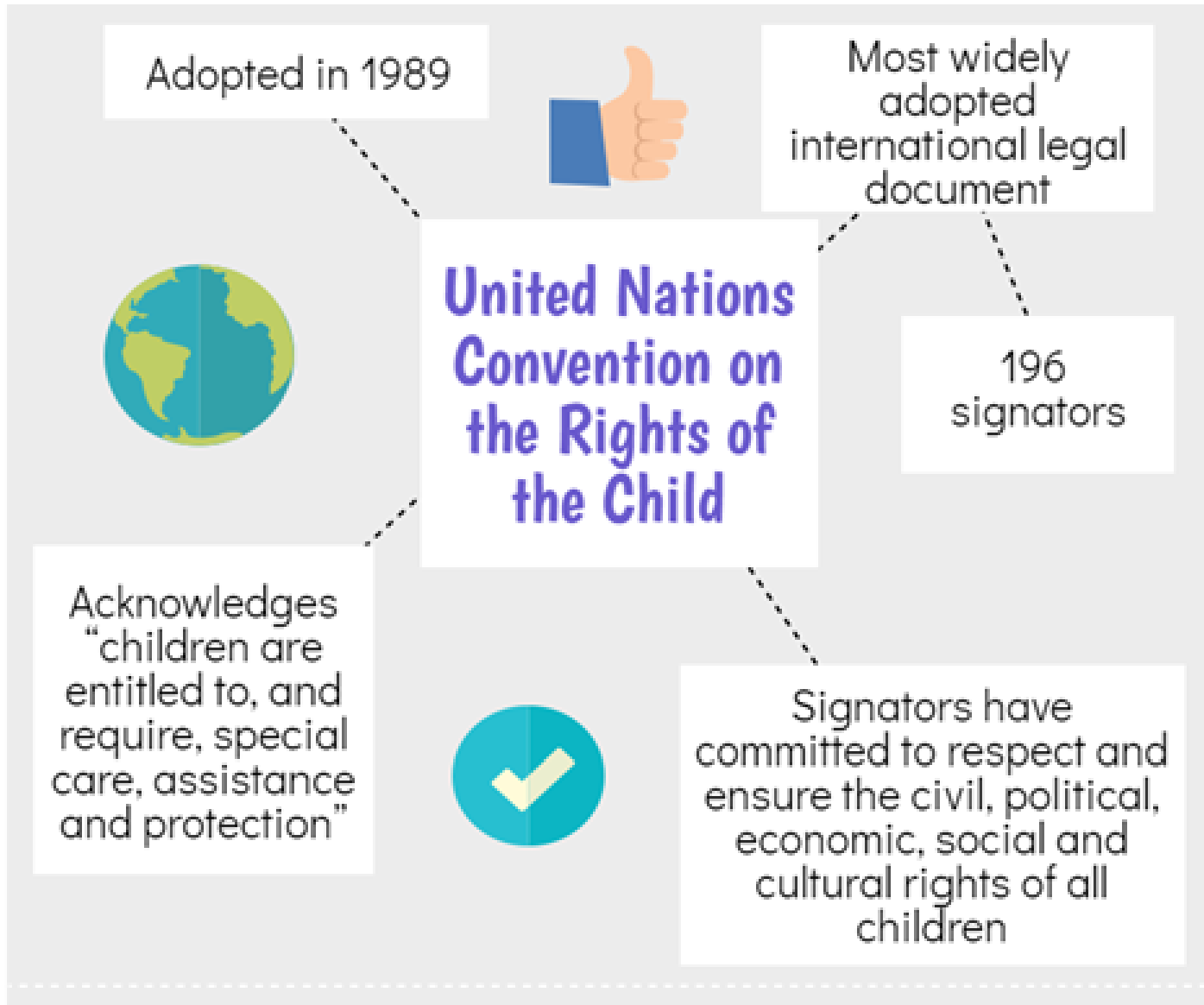
- ✓ Visibility
- ✓ Potential recognition
- ✓ Networking with other cities in the U.S. and around the world engaged in CFCI



# Human rights in the 20<sup>th</sup> Century and beyond



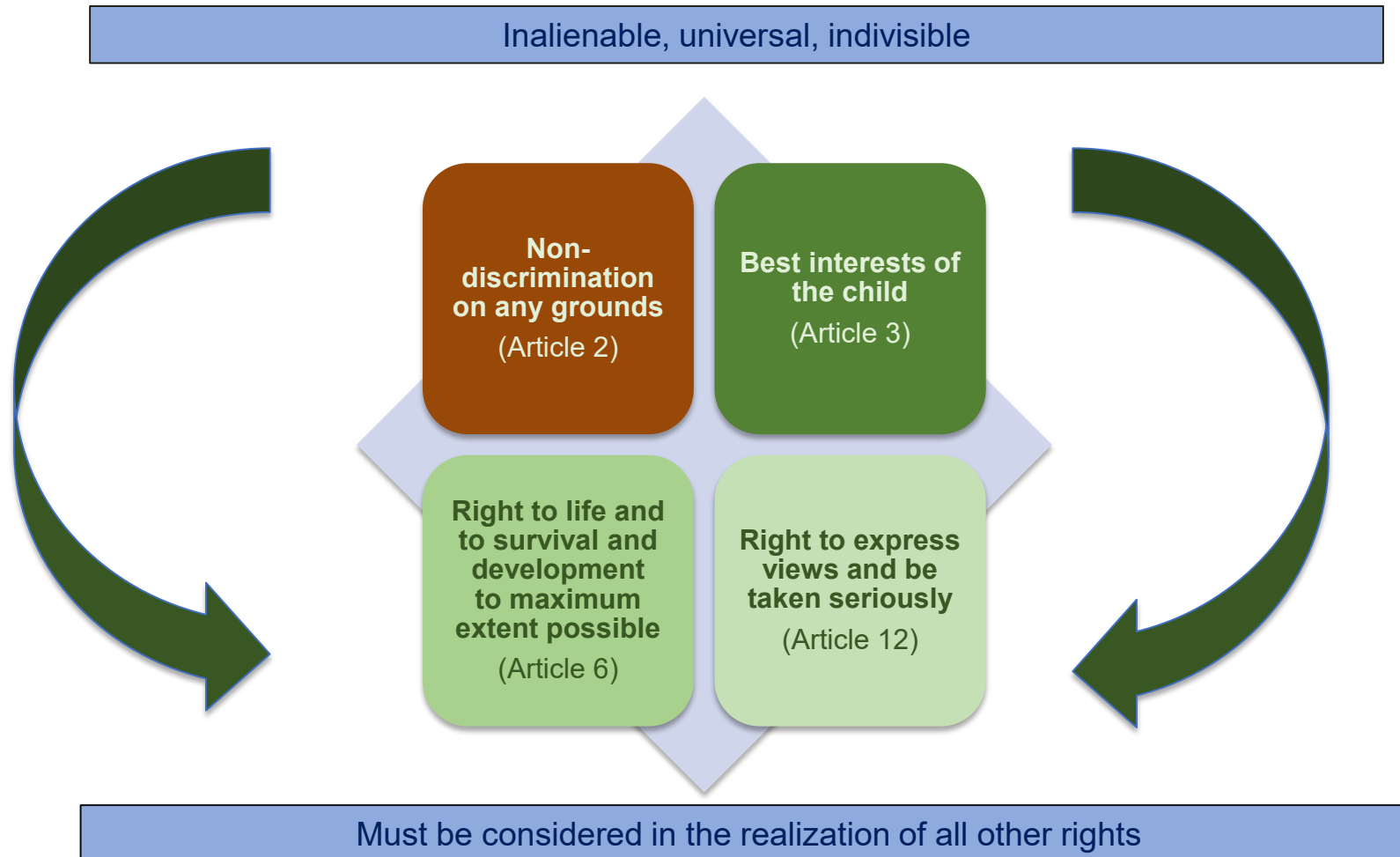




### **Basic principles of the Convention:**

- All children are equal and have the same rights.
- Every child has the right to have his or her basic needs fulfilled.
- Every child has the right to protection from abuse and exploitation.
- Every child has the right to express his or her opinion and to be respected.

# General Principles














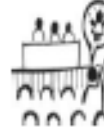










# Convention of the Rights of the child

- Child and youth Friendly Cities are built on the foundation of the Convention of the Rights of the child (and Youth) AND youth voice
  - Input on all aspects of city government and services
- The Convention provides a framework to look at all City services and budget to assure the protection of the rights of **all** children and youth (Right #2—is non-discrimination)







 <p>Girls and boys are treated equally in my community</p>	 <p>I am aware of children's rights and the Convention on the Rights of the Child</p>	 <p>I am treated well when I go for health checkups</p>	 <p>I have a home that my family can afford and that cannot be easily taken away</p>	 <p>The places for play in my community can be used by children with physical disabilities</p>
 <p>Children with disabilities are respected and given equal treatment in my community</p>	 <p>I am informed how government resources to support young people are spent</p>	 <p>There is a free or affordable place where my children can be taken care of if I need it</p>	 <p>I have enough safe water to drink at home</p>	 <p>Boys and girls have equal opportunities to play outside in my community</p>
 <p>I trust police officers and other security guards in my community</p>	 <p>I am involved in planning or decision making for my community</p>	 <p>There are places where families can get food when needed if they do not have it and are hungry</p>	 <p>The air in my community is clean</p>	 <p>I am safe from sexual harassment when in public spaces (e.g., hooting, cat calling, staring, etc.)</p>
 <p>I am respected in my community, regardless of my color, religion, nationality, culture or ability</p>	 <p>I try to learn about political issues that impact young people in my community</p>	 <p>I have access to the Internet at school or in my community</p>	 <p>There is enough space for me at home</p>	
 <p>I feel at ease talking about my religion with other people in the community</p>	 <p>I give my opinion about the budget for programs and services for young people in the city</p>		 <p>My community is clean</p>	

# What is a Child Friendly City?

- It means that children's rights are reflected in policies, laws, programs and budgets.
- And children are active agents in making that happen.
- CRC strongly endorses the centrality of the family which is fundamental to children's well-being

# Non-discrimination: Building an Inclusive Child Friendly City





# Child Equity Profile

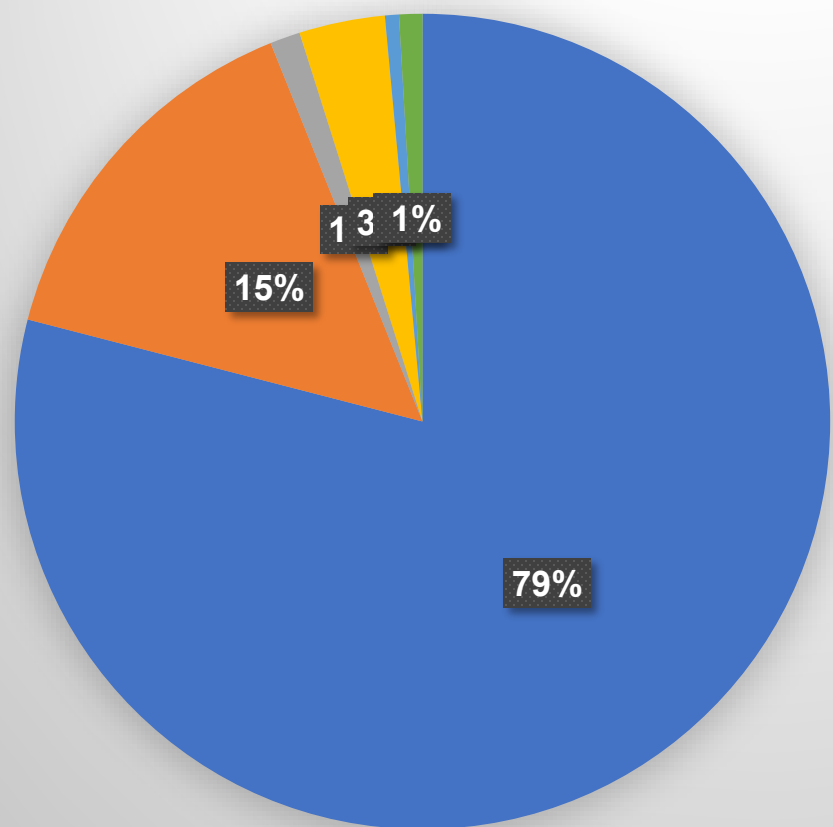
---

- Top-level analysis of general demographic indicators.
- Multiple sources
  - US Census American Community Survey
  - The National Center for Education Statistics
  - Johnson City School District



# Child/Youth Demographics

Percentage Children 0-19 by Race, Johnson City, TN  
2014-2018



## Ethnicity

11% identify as Hispanic, overlapping with White and Black.

69% identify as white, non-Hispanic

- White
- Black or African American
- American Indian and Alaska Native
- Asian
- Native Hawaiian and Other Pacific Islander
- Some other race

# Household Percent Poverty by Type

Percent of Families in Poverty, Johnson City, TN 2014-2018

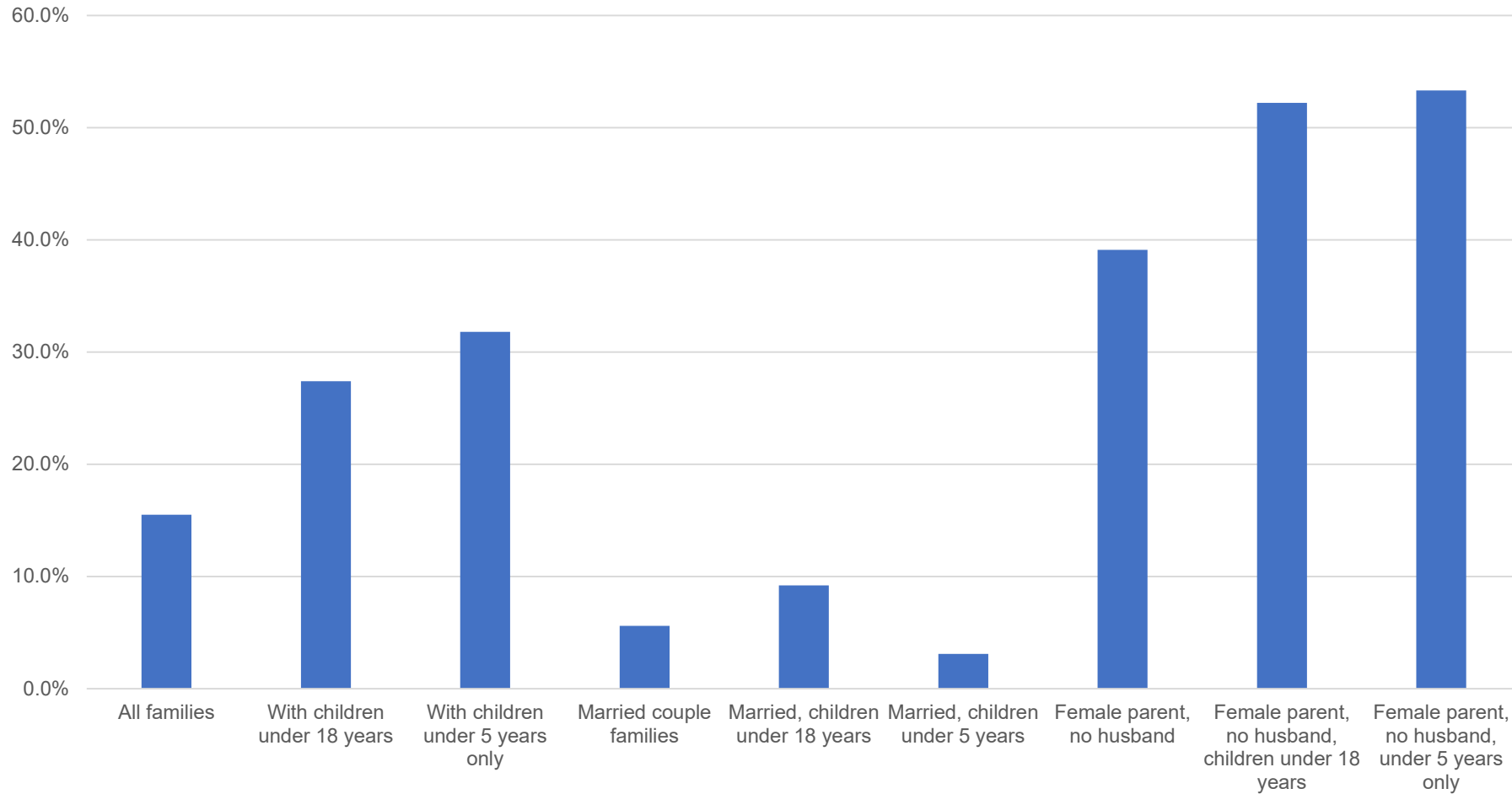
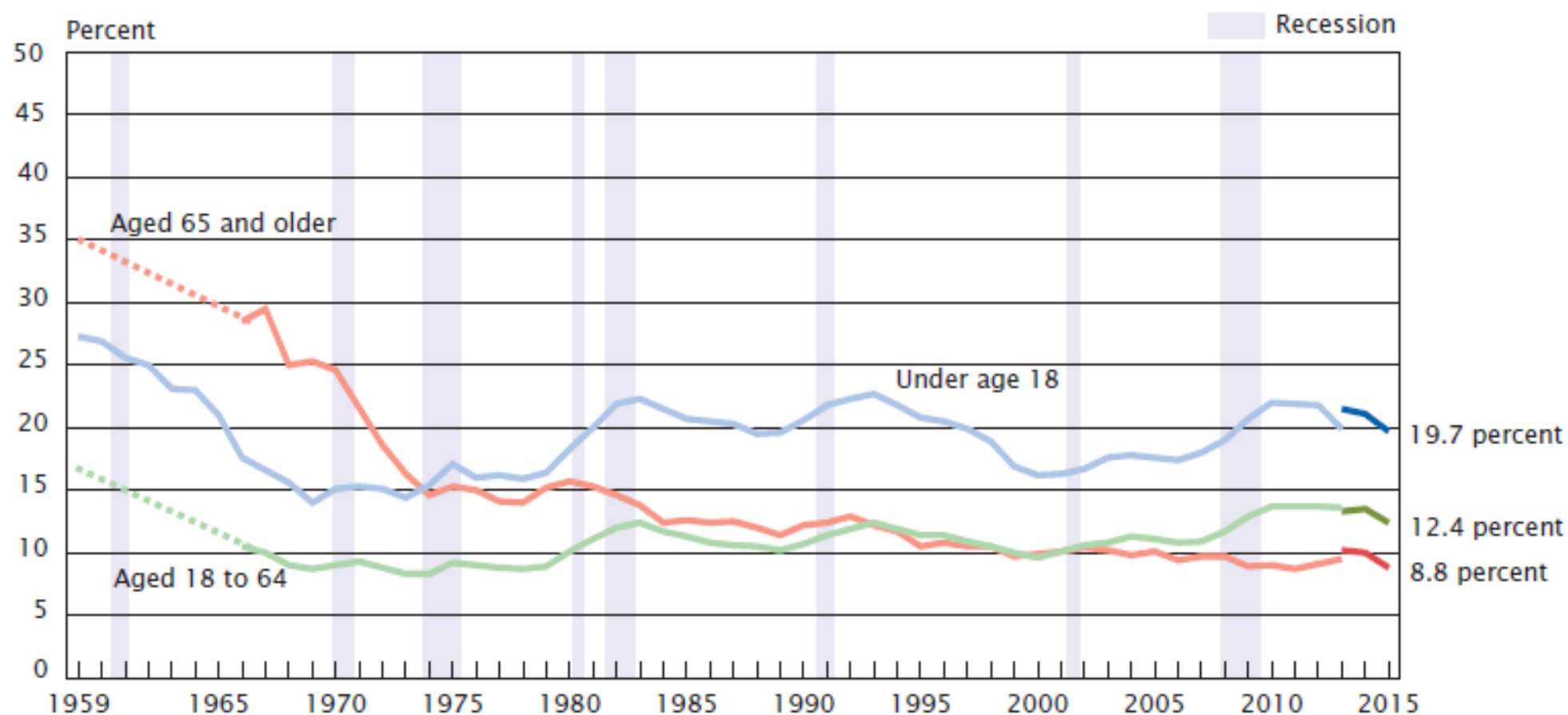




Figure 5.  
**Poverty Rates by Age: 1959 to 2015**

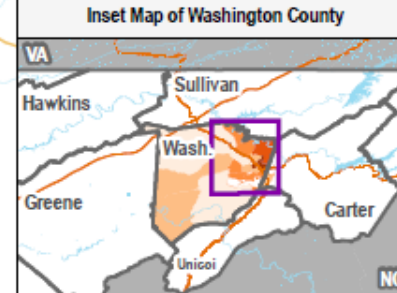
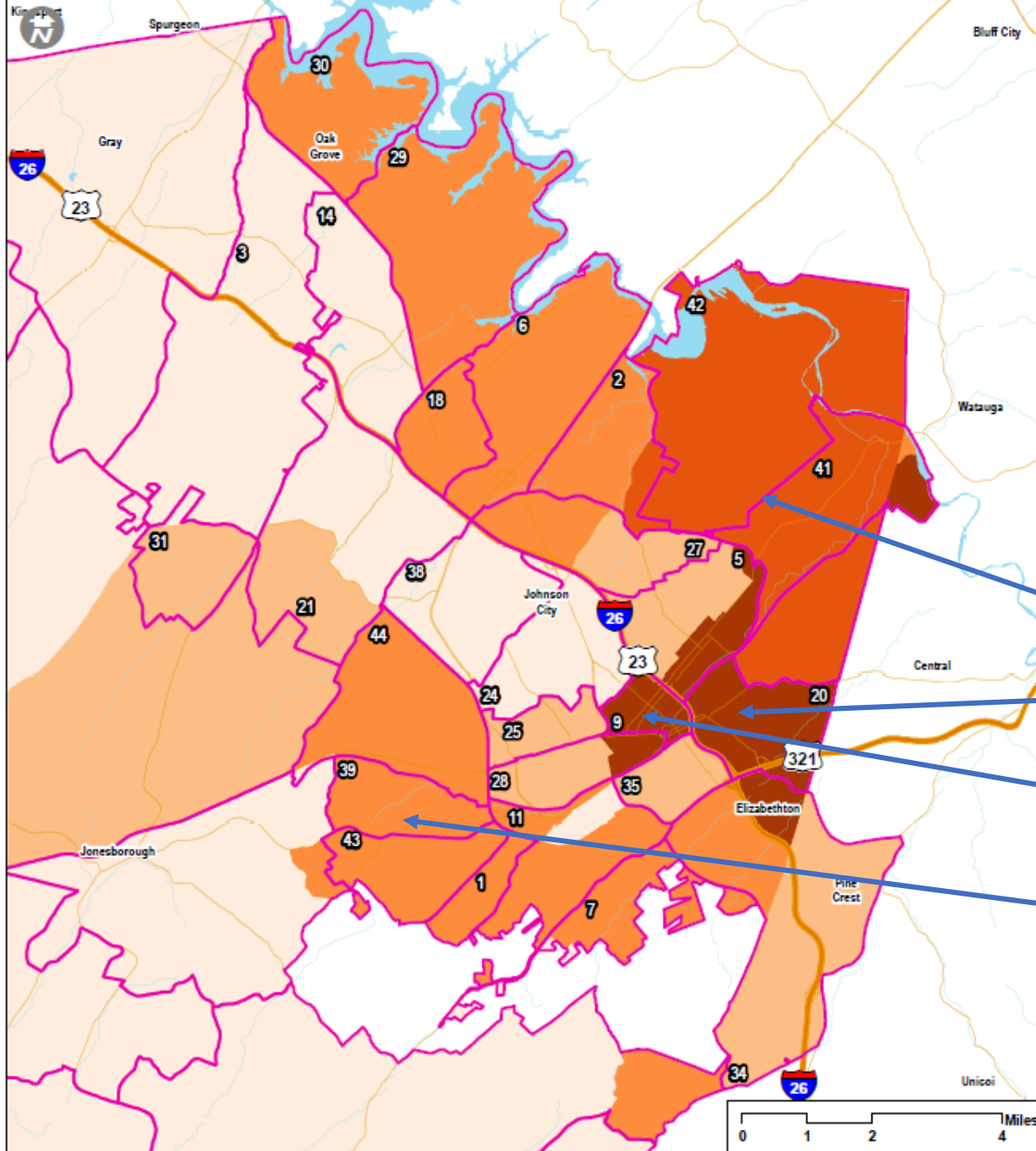


Note: The data for 2013 and beyond reflect the implementation of the redesigned income questions. The data points are placed at the midpoints of the respective years. Data for people aged 18 to 64 and aged 65 and older are not available from 1960 to 1965. For information on recessions, see Appendix A. For information on confidentiality protection, sampling error, nonsampling error, and definitions, see <[www2.census.gov/programs-surveys/cps/techdocs/cpsmar16.pdf](http://www2.census.gov/programs-surveys/cps/techdocs/cpsmar16.pdf)>.

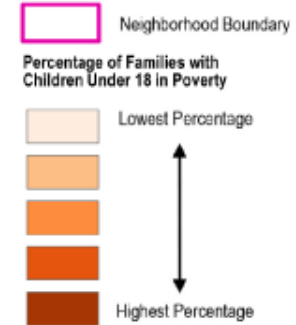
Source: U.S. Census Bureau, Current Population Survey, 1960 to 2016 Annual Social and Economic Supplements.

# EDI 2020: Percentage of Families with Children in Poverty by Census Tract in Washington County Neighborhoods, East

Percentage Vulnerable on One or More Domains		
ID	Neighborhood	%
1	Antioch	9%
2	Austin Springs	52%
3	Boone Station	33%
5	Carnegie	49%
6	Carroll Creek	22%
7	Cherokee	14%
9	Downtown	29%
11	ETSU	28%
14	Gray Station	24%
18	Indian Trail	35%
20	Keystone	33%
21	Knob Creek	11%
24	Liberty Bell North	13%
25	Liberty Bell South	52%
27	Midtown	36%
28	Mountain Home	23%
29	North Johnson City	38%
30	Oak Grove	48%
31	Ridges	15%
34	South Roan	33%
35	Southside	24%
38	Towne Acres	23%
39	W Walnut	21%
41	Watauga	38%
42	Watauga Flats	58%
43	Willow Springs	28%
44	Woodland	52%
	<b>Neighborhood-wide</b>	<b>33%</b>



## Legend



Watauga: 25-49% Poverty rate

Keystone: 45-49% Poverty rate

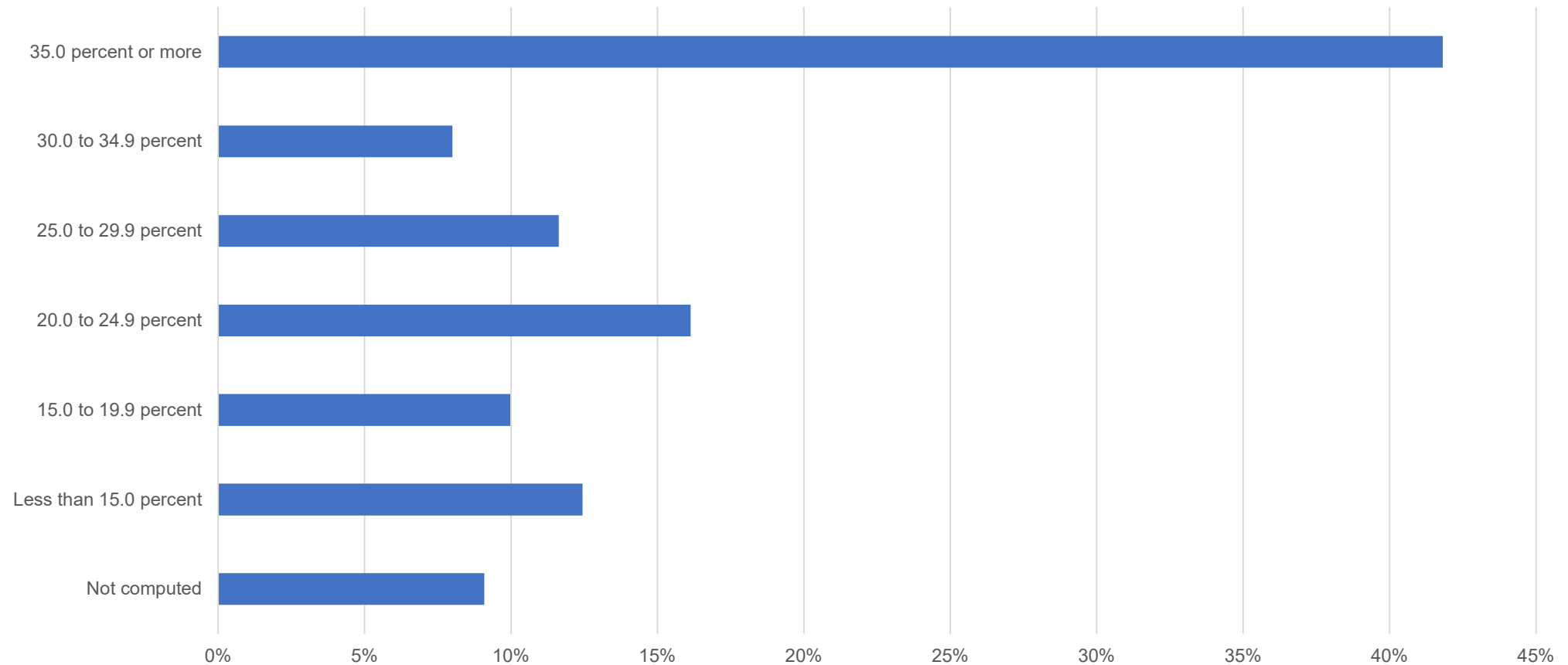
Downtown: up to 50% Poverty rate

W Walnut: up to 25% Poverty rate



# Household Income vs. Rent by Percent

Percent of Household Income Spent on Rent by Percent of Households, Johnson City, TN 2014-2018

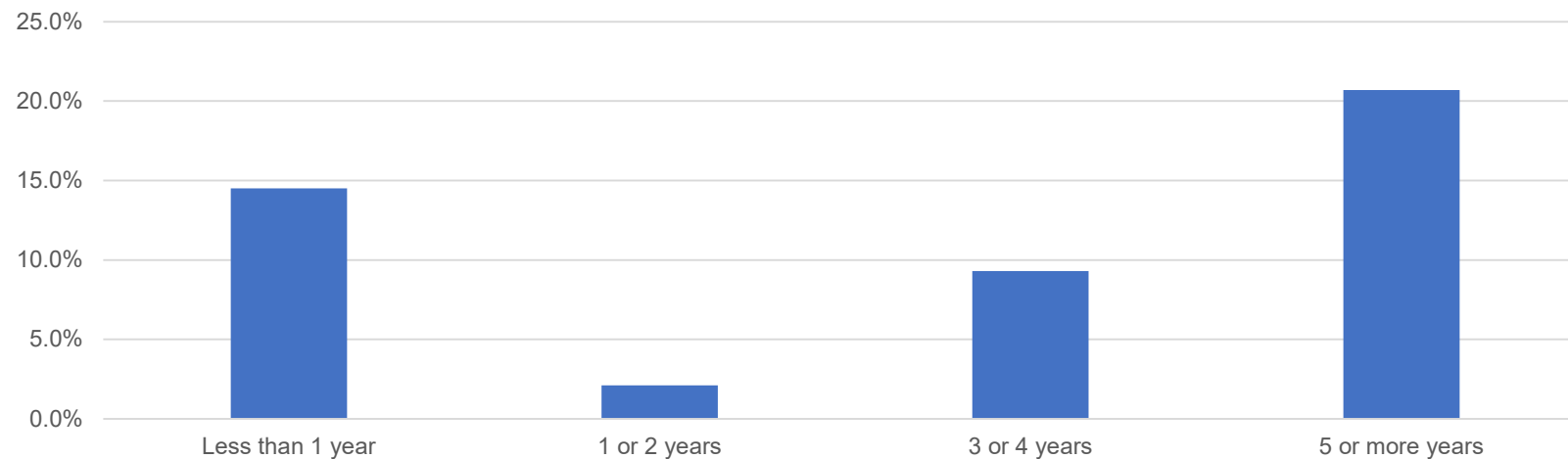




# Grandparents living with own grandchildren

Number of grandparents living with own grandchildren under 18 years	724
Grandparents responsible for grandchildren	337
Who are female	229
Who are married	189

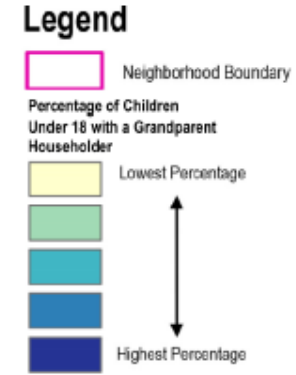
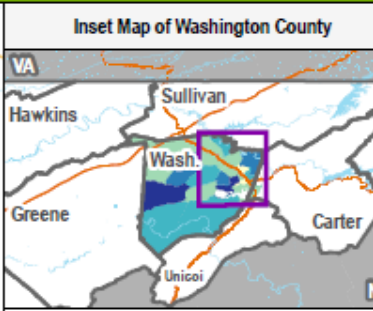
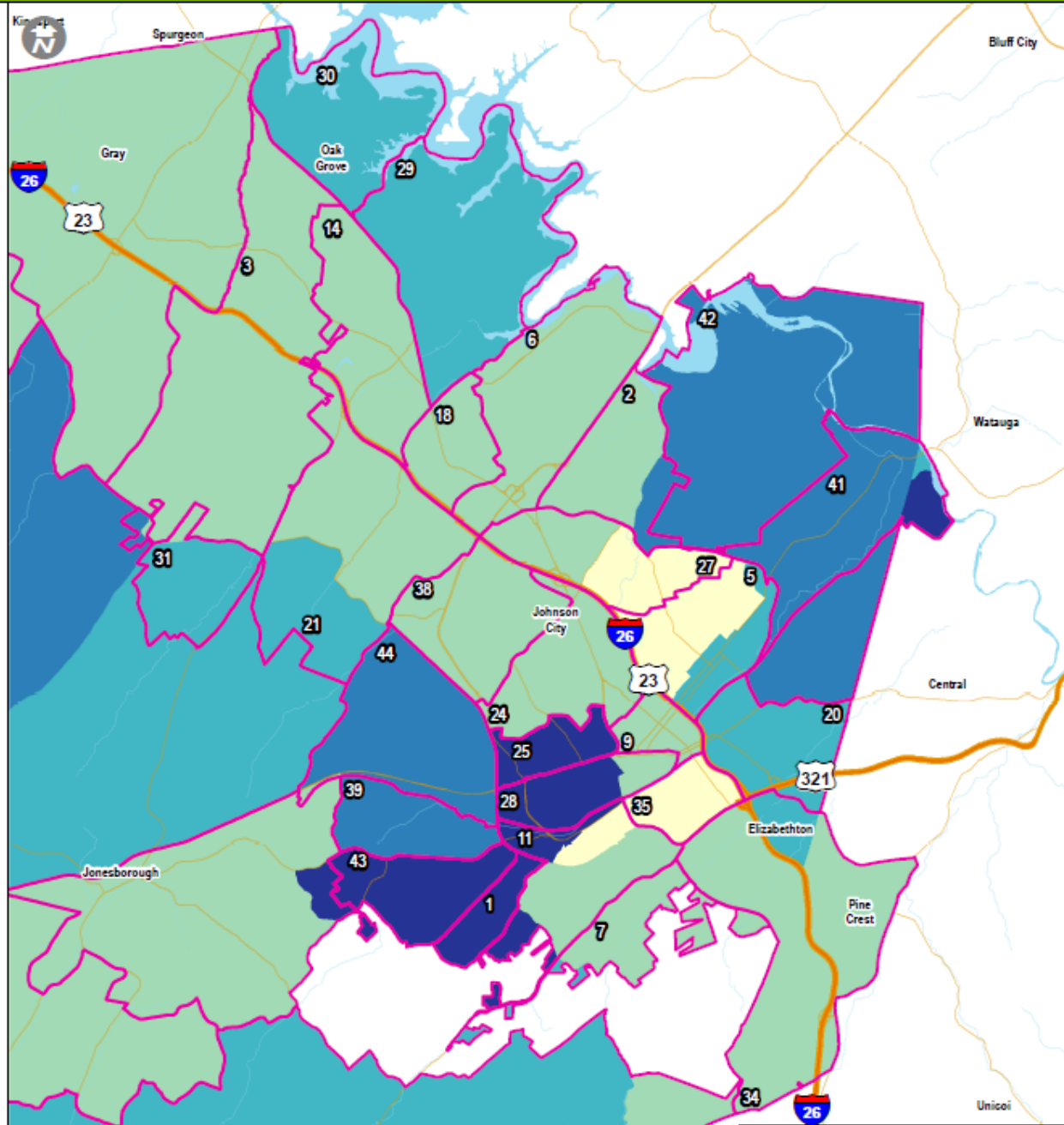
Years Grandparents Responsible for Grandchildren, Johnson City, TN 2014-2018



# EDI 2020: Percentage of Children Under 18 with a Grandparent Householder by Census Tract in Washington County Neighborhoods, East

Percentage Vulnerable on One or More Domains

ID	Neighborhood	%
1	Antioch	9%
2	Austin Springs	52%
3	Boone Station	33%
5	Carnegie	48%
6	Carroll Creek	22%
7	Cherokee	14%
9	Downtown	29%
11	ETSU	26%
14	Gray Station	24%
18	Indian Trail	35%
20	Keystone	33%
21	Knob Creek	11%
24	Liberty Bell North	13%
25	Liberty Bell South	52%
27	Midtown	36%
28	Mountain Home	23%
29	North Johnson City	38%
30	Oak Grove	48%
31	Ridges	15%
34	South Roan	33%
35	Southside	24%
38	Towne Acres	23%
39	W Walnut	21%
41	Watauga	38%
42	Watauga Flats	58%
43	Willow Springs	26%
44	Woodland	52%
	<b>Neighborhood-wide</b>	<b>33%</b>



Percentages ranged from 2-3% to 17% by census track

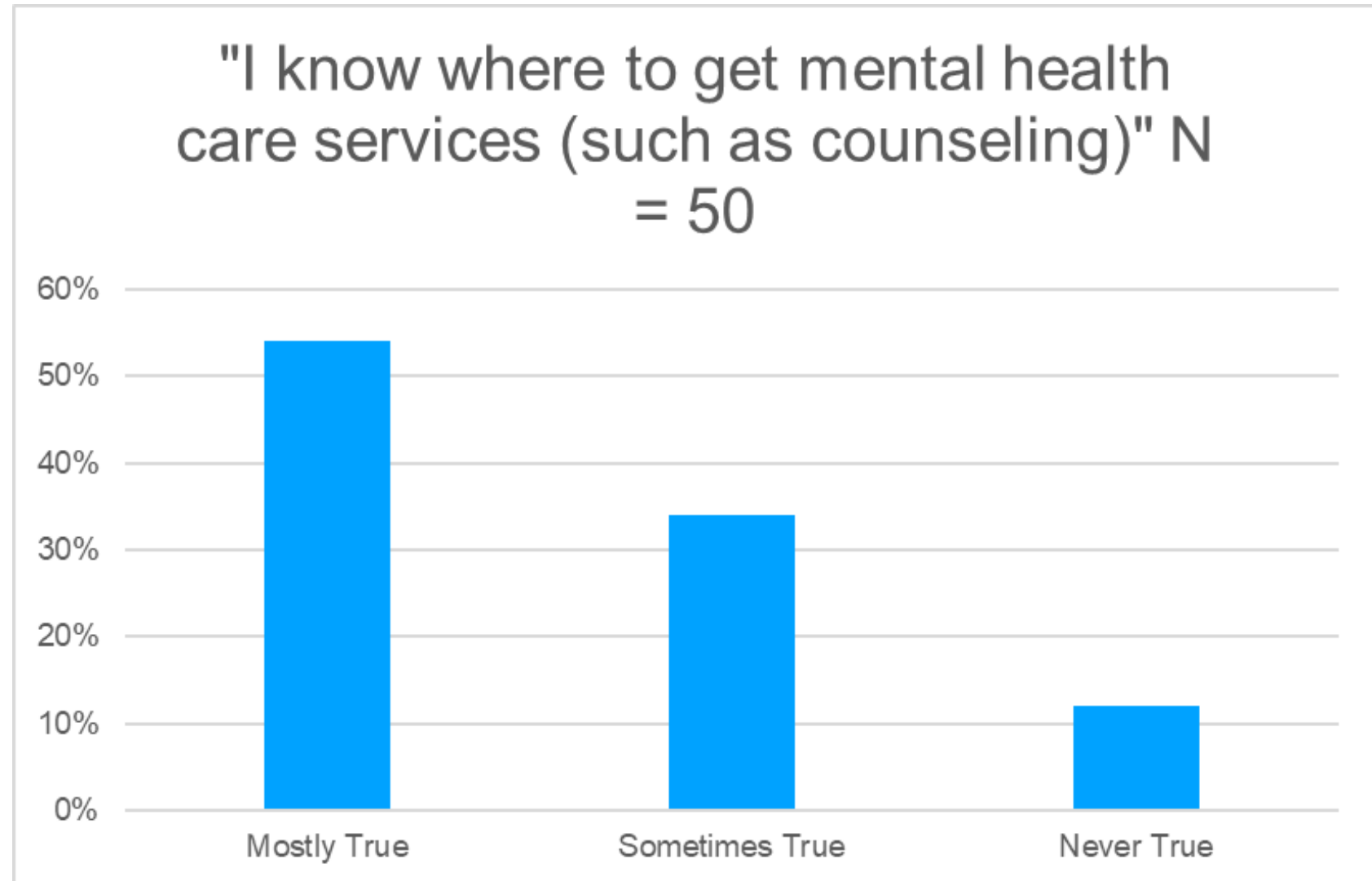


# Population 1

- Johnson City High School Students
- 7 focus groups led by ETSU student assistants
  - Conducted towards the end of the Spring 2021 semester
  - 5 in English
  - 2 in Spanish
  - Surveys digitized and collected via REDCap

# Youth Access to Mental Health Services

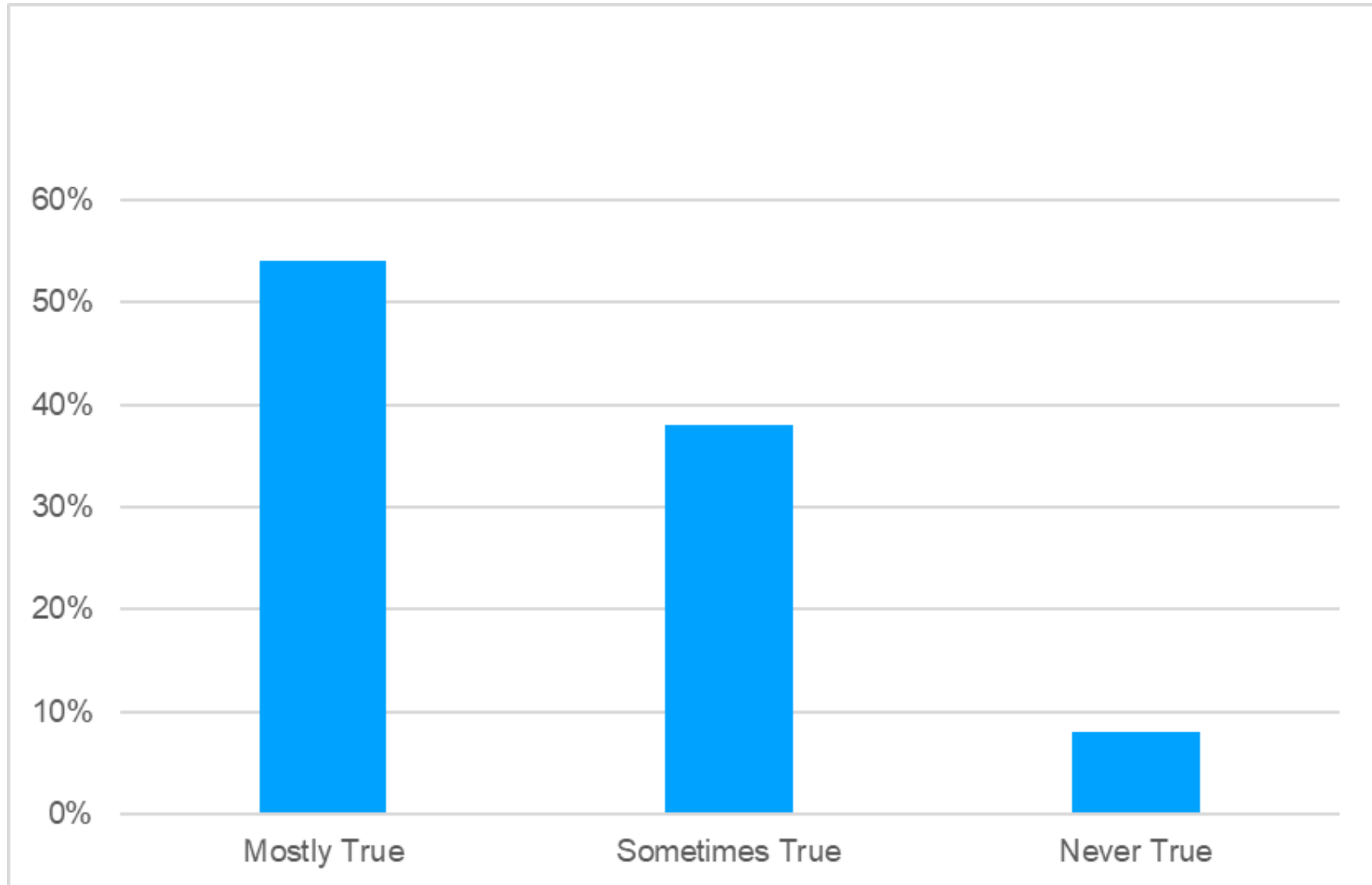
- 54% responded mostly true and 46% reported sometimes true/never true that I know where to get mental health care services (such as counseling)





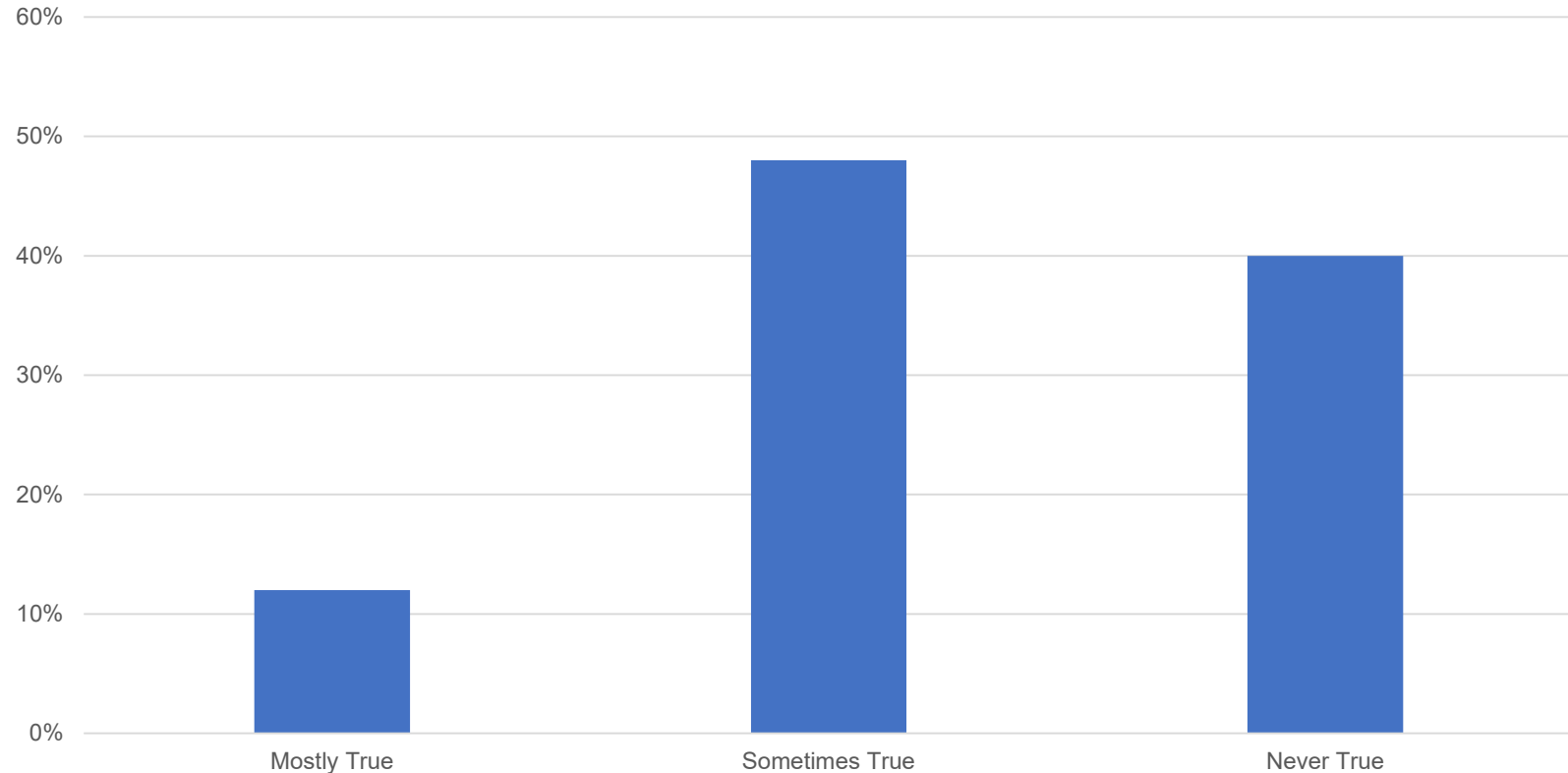
# “I feel safe at school” N = 50”

- 54% report that is mostly true they feel safe at school; 46% reported that they sometimes or never feel safe at school



# "I am informed how government resources to support young people are spent" N = 50

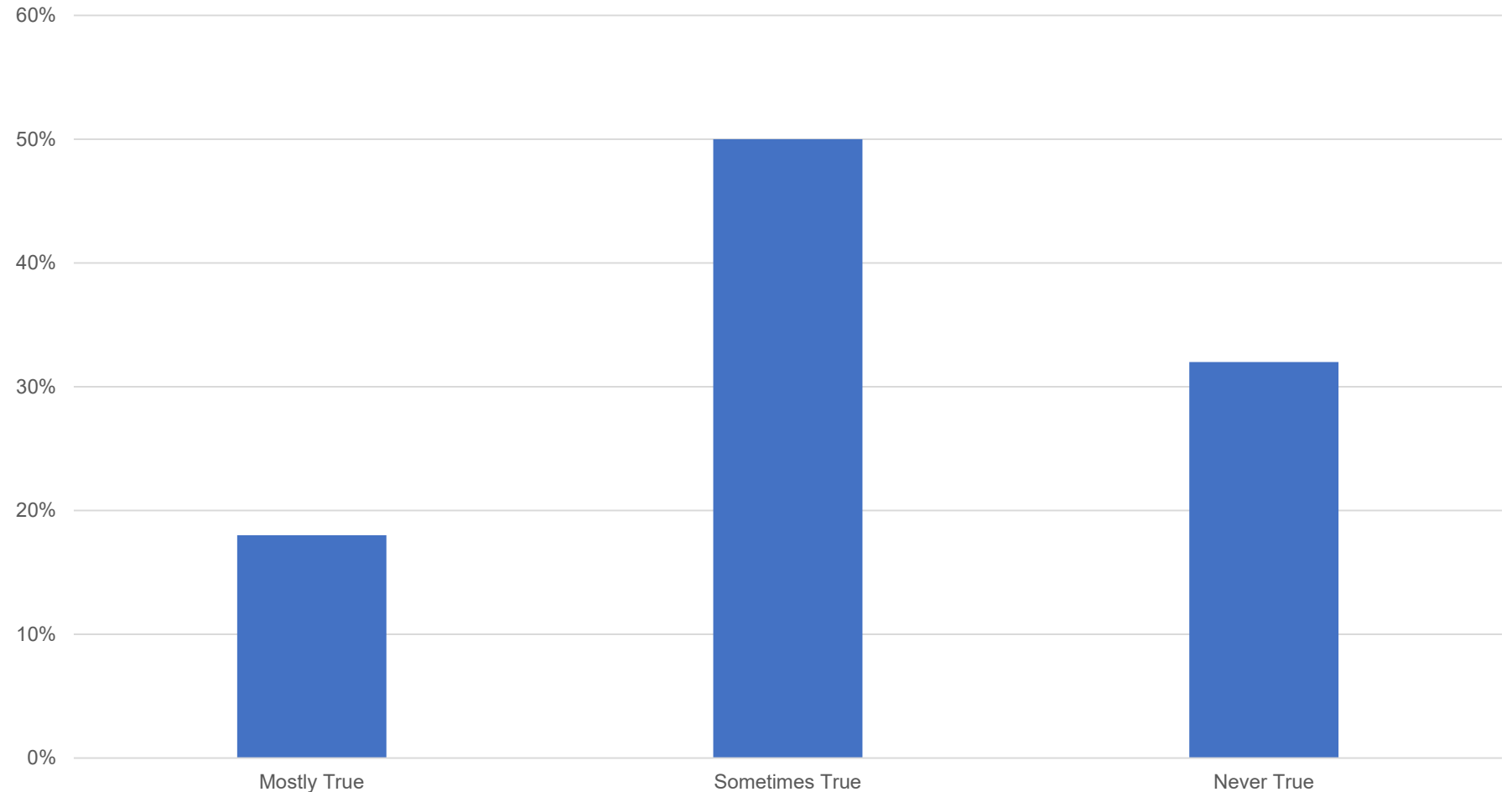
12% reported mostly true and 88% reported sometimes/never true that they are informed on how government resources are spent.



"I have meaningful opportunities to voice my ideas and concerns about decisions that affect me in the city"

N = 50

18% reported mostly true and 82% reported sometimes/never true that they are informed on how government resources are spent.



# Youth Statements:

---

- Many of the issues that came up in the discussion and many of the comments made by youth indicated that they were very aware that in our community many people struggle to have secure housing and regular nutritious food.

“I knew children already had rights, but I didn’t know there were rights specific to, or more focused on, children.”

“We need to protect each other’s rights.”





# Population 2

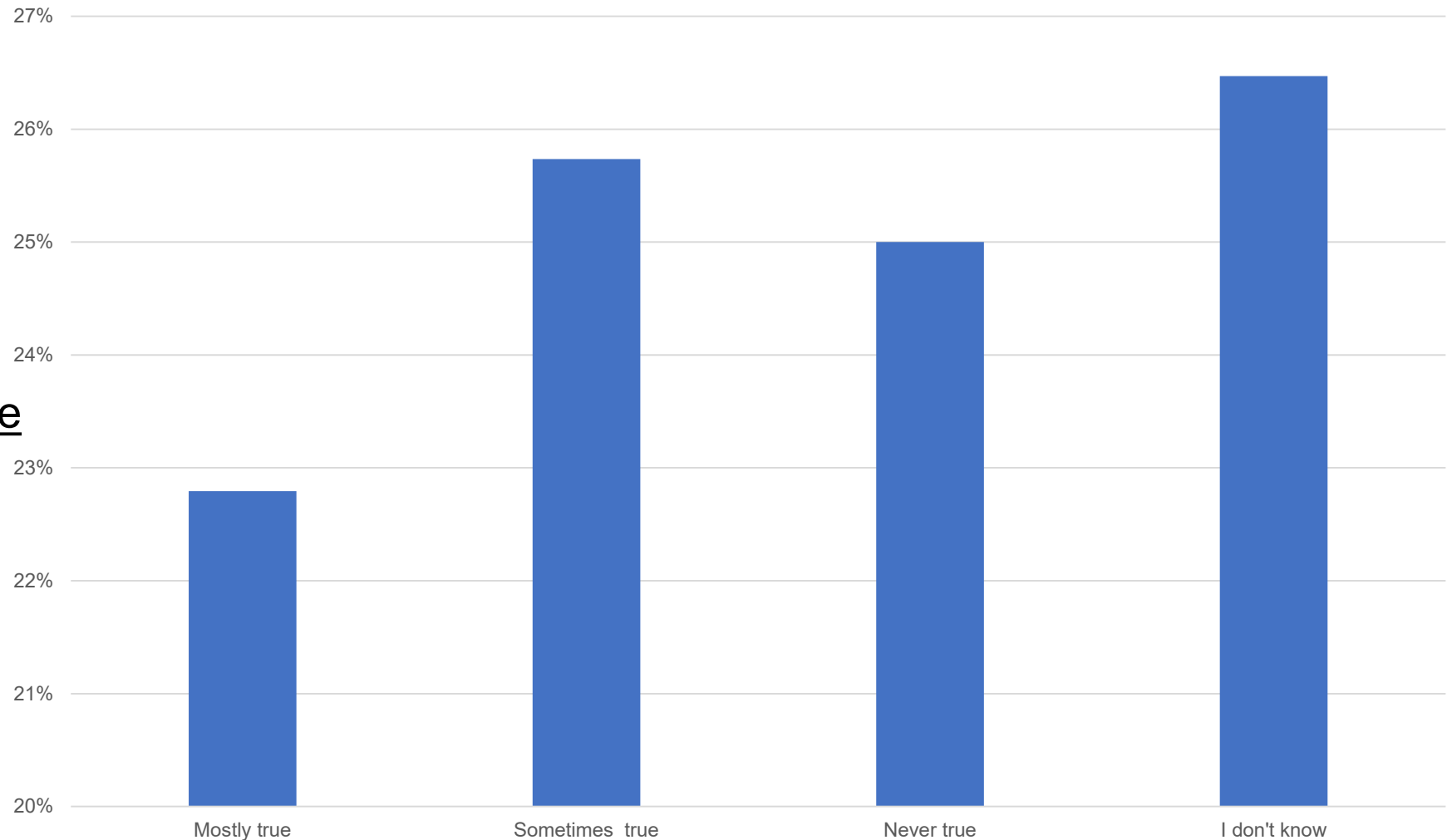
---

- Parents of Children 0-5 in Washington County, TN
- Survey disseminated through Imagination Library list
  - List of new parents kept by the public library
  - Used to send books as part of the Dolly Parton literacy program



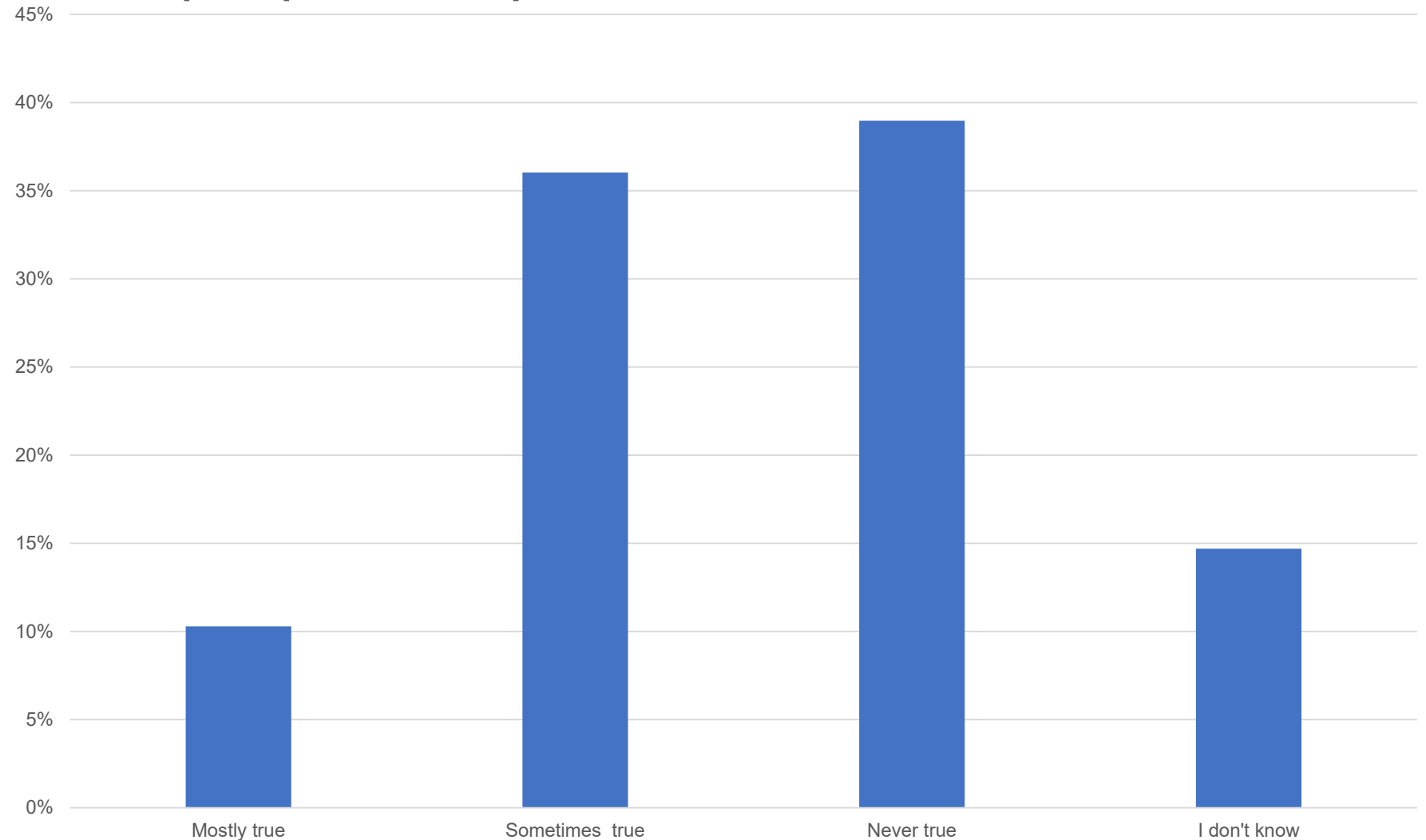
# There is a free or affordable place where my children can be taken care of if I need it N =136

23% state it was mostly true, 51.5% state it was sometimes/never true that they had free or affordable place where my children can be taken care of if I need it And 26.5% did not know about this question



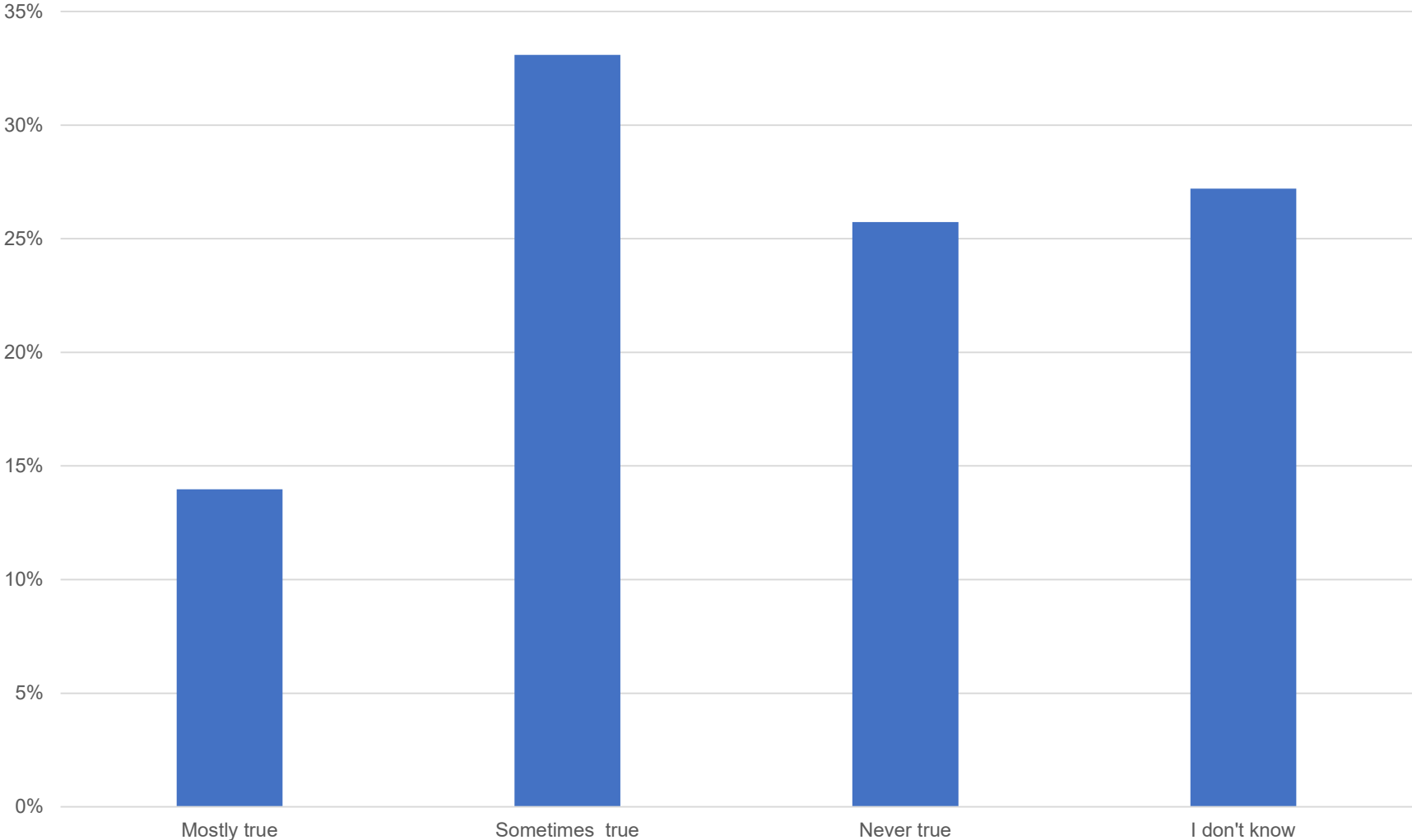
# I am informed how government resources to support young people are spent N = 136

10% state it was mostly true, 75% state it was sometimes or never true that they were informed how government resources to support young people are spent And 15% did not know about this question



# I have opportunities to voice my ideas and concerns about decisions that affect my children in the city N = 136

14% state it was mostly true, 49% state it was sometimes or never true that they have opportunities to voice my ideas and concerns about decisions that affect my children in the city And 27% did not know about this question







# Emerging Priorities from Youth and Parents of Young Children

- Parents of young children
  - More safe and affordable childcare and after-school care
  - Interventions to improve readiness for kindergarten (esp. language, early literacy)
- Youth
  - Increased access mental health education and services
  - Improved access to safe transportation (walking and biking and buses)
- Both
  - Increased input into school and city policies
  - Increased economic supports for families and youth
  - Improved safety in school and in the community

# Next Steps:























---

- Determination of priorities for the City to address to protect the rights of children in the city.
  - Time to give input
- Based on community input:
  - Develop, implement and monitor the impact of projects that the community prioritizes
    - **Demonstrated results for children** within the scope of several child rights
  - Develop a structure for children, youth and families of young children to have a voice in city government planning, budgets and programs
    - **Youth Council/Child participation**
  - **Demonstrated dedication to eliminating discrimination** against children in policies and actions by the local government agencies







 <p>Girls and boys are treated equally in my community</p>	 <p>I am aware of children's rights and the Convention on the Rights of the Child</p>	 <p>I am treated well when I go for health checkups</p>	 <p>I have a home that my family can afford and that cannot be easily taken away</p>	 <p>The places for play in my community can be used by children with physical disabilities</p>
 <p>Children with disabilities are respected and given equal treatment in my community</p>	 <p>I am informed how government resources to support young people are spent</p>	 <p>There is a free or affordable place where my children can be taken care of if I need it</p>	 <p>I have enough safe water to drink at home</p>	 <p>Boys and girls have equal opportunities to play outside in my community</p>
 <p>I trust police officers and other security guards in my community</p>	 <p>I am involved in planning or decision making for my community</p>	 <p>There are places where families can get food when needed if they do not have it and are hungry</p>	 <p>The air in my community is clean</p>	 <p>I am safe from sexual harassment when in public spaces (e.g., hooting, cat calling, staring, etc.)</p>
 <p>I am respected in my community, regardless of my color, religion, nationality, culture or ability</p>	 <p>I try to learn about political issues that impact young people in my community</p>	 <p>I have access to the Internet at school or in my community</p>	 <p>There is enough space for me at home</p>	
 <p>I feel at ease talking about my religion with other people in the community</p>	 <p>I give my opinion about the budget for programs and services for young people in the city</p>		 <p>My community is clean</p>	



# Discussion

- Kylee to take notes and put on screen
- Organize under 5 Rights areas
- Vote for your top 3 priorities!