



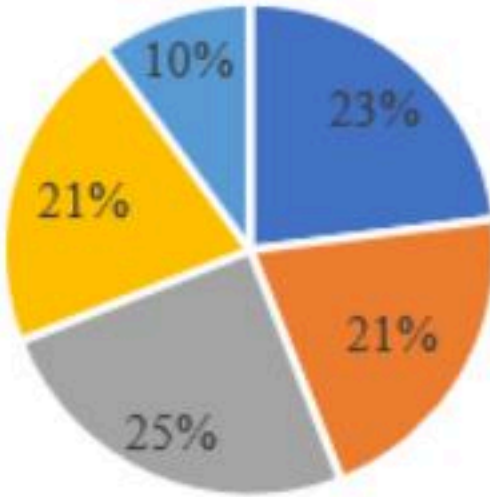
# Age of Tennessee RNs

In Tennessee, the proportion of younger RNs (34 or younger) decreased, while those aged 35 to 44 increased significantly. A similar trend is observed for APRNs, with declines in the younger cohort and increases in middle-aged groups.

Nationally, the age structure reflects moderate increases in the 35-to-44 age group and stability or slight growth in older age groups for RNs and APRNs.

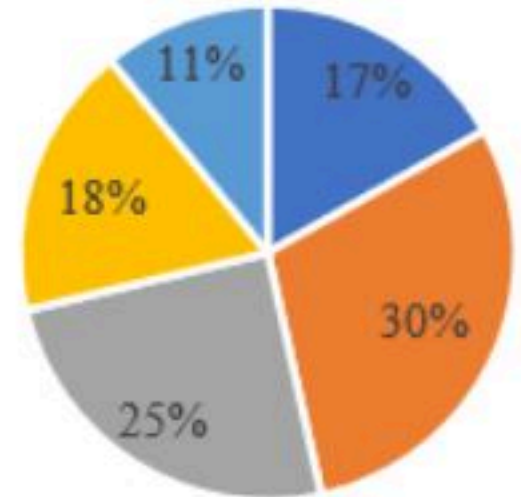
These patterns suggest an aging workforce across nursing roles, with younger professionals becoming less represented.

RNs - 2018, Tennessee



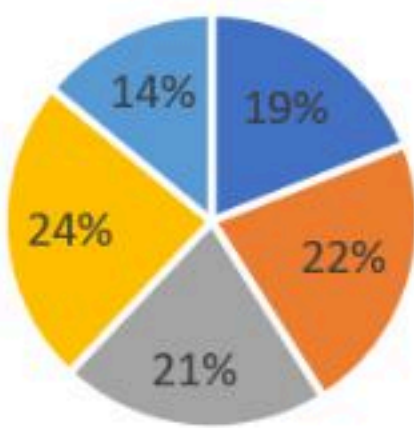
- Licensed RNs Tennessee 34 or younger
- Licensed RNs Tennessee 35 to 44
- Licensed RNs Tennessee 45 to 54
- Licensed RNs Tennessee 55 to 64
- Licensed RNs Tennessee 65 or older

RNs - 2022, Tennessee



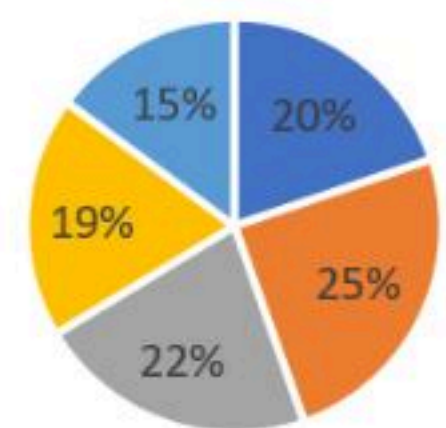
- Licensed RNs Tennessee 34 or younger
- Licensed RNs Tennessee 35 to 44
- Licensed RNs Tennessee 45 to 54
- Licensed RNs Tennessee 55 to 64
- Licensed RNs Tennessee 65 or older

RNs - 2018, United States



- Licensed RNs United States 34 or younger
- Licensed RNs United States 35 to 44
- Licensed RNs United States 45 to 54
- Licensed RNs United States 55 to 64
- Licensed RNs United States 65 or older

RNs - 2022, United States



- Licensed RNs United States 34 or younger
- Licensed RNs United States 35 to 44
- Licensed RNs United States 45 to 54
- Licensed RNs United States 55 to 64
- Licensed RNs United States 65 or older





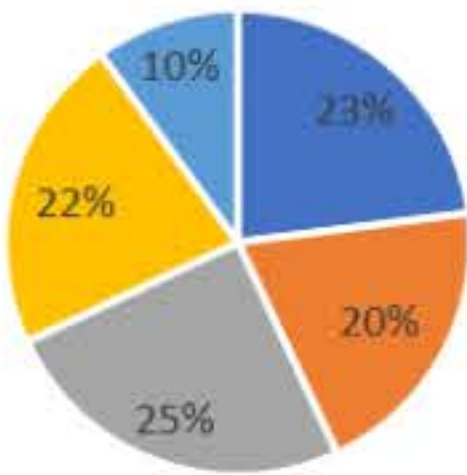
# Aging Through the Profession: RNs (not APRNs) in Tennessee

In Tennessee, the proportion of younger RNs (34 or younger) decreased, while those aged 35 to 44 increased significantly.

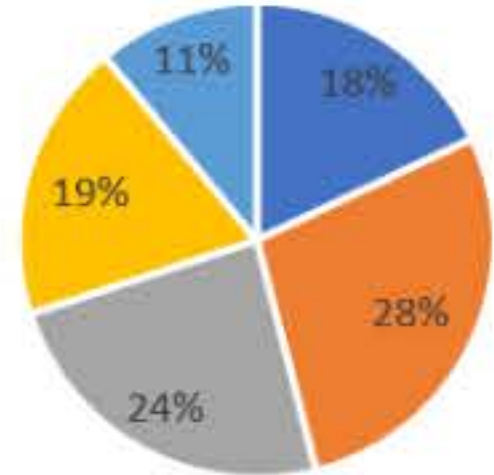
**Mid-Age Increase:** The age group 35 to 44 has increased across most categories, particularly for RNs (not APRNs) in Tennessee and the United States.

**Older Age Stability/Growth:** The percentage of RNs (not APRNs) and NPs aged 65 or older has increased slightly across all regions, indicating a trend of delayed retirement or retention of older professionals.

RNs(not APRNs) -2018, Tennessee



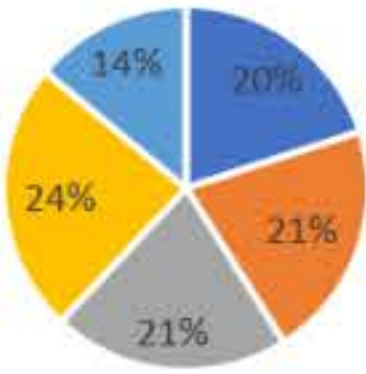
RNs(not APRNs) -2022, Tennessee



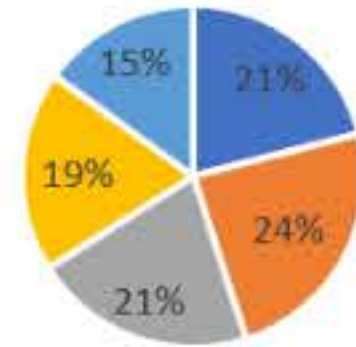
- Licensed RNs (not APRNs) Tennessee 34 or younger
- Licensed RNs (not APRNs) Tennessee 35 to 44
- Licensed RNs (not APRNs) Tennessee 45 to 54
- Licensed RNs (not APRNs) Tennessee 55 to 64
- Licensed RNs (not APRNs) Tennessee 65 or older

- Licensed RNs (not APRNs) Tennessee 34 or younger
- Licensed RNs (not APRNs) Tennessee 35 to 44
- Licensed RNs (not APRNs) Tennessee 45 to 54
- Licensed RNs (not APRNs) Tennessee 55 to 64
- Licensed RNs (not APRNs) Tennessee 65 or older

RNs(not APRNs) -2018, United States



RNs(not APRNs) -2022, United States



- Licensed RNs (not APRNs) United States 34 or younger
- Licensed RNs (not APRNs) United States 35 to 44
- Licensed RNs (not APRNs) United States 45 to 54
- Licensed RNs (not APRNs) United States 55 to 64
- Licensed RNs (not APRNs) United States 65 or older

- Licensed RNs (not APRNs) United States 34 or younger
- Licensed RNs (not APRNs) United States 35 to 44
- Licensed RNs (not APRNs) United States 45 to 54
- Licensed RNs (not APRNs) United States 55 to 64
- Licensed RNs (not APRNs) United States 65 or older





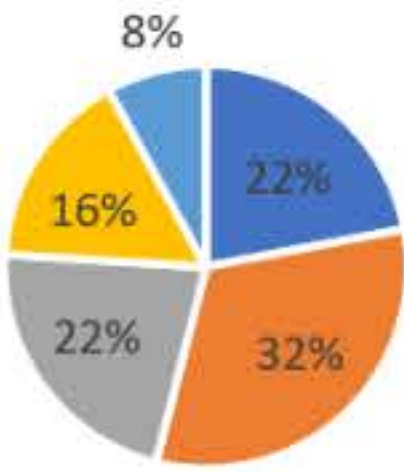
# Age of Tennessee APRNs

In Tennessee, the proportion of younger RNs (34 or younger) decreased, while those aged 35 to 44 increased significantly. A similar trend is observed for APRNs, with declines in the younger cohort and increases in middle-aged groups.

Nationally, the age structure reflects moderate increases in the 35-to-44 age group and stability or slight growth in older age groups for RNs and APRNs.

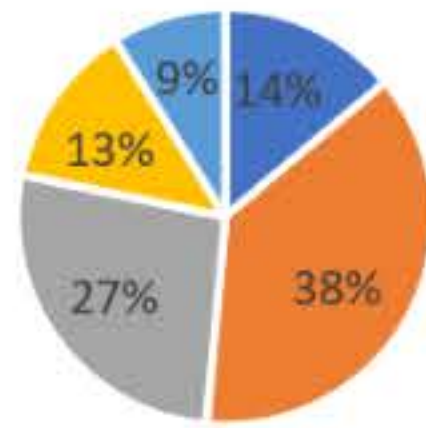
These patterns suggest an aging workforce across nursing roles, with younger professionals becoming less represented.

APRNs - 2018, Tennessee



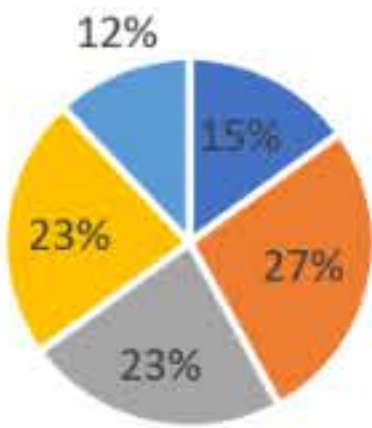
- Licensed APRNs Tennessee 34 or younger
- Licensed APRNs Tennessee 35 to 44
- Licensed APRNs Tennessee 45 to 54
- Licensed APRNs Tennessee 55 to 64
- Licensed APRNs Tennessee 65 or older

APRNs - 2022, Tennessee



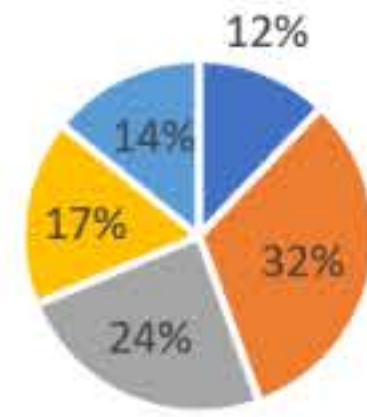
- Licensed APRNs Tennessee 34 or younger
- Licensed APRNs Tennessee 35 to 44
- Licensed APRNs Tennessee 45 to 54
- Licensed APRNs Tennessee 55 to 64
- Licensed APRNs Tennessee 65 or older

APRNs - 2018, United States




- Licensed APRNs United States 34 or younger
- Licensed APRNs United States 35 to 44
- Licensed APRNs United States 45 to 54
- Licensed APRNs United States 55 to 64
- Licensed APRNs United States 65 or older

APRNs - 2022, United States



- Licensed APRNs United States 34 or younger
- Licensed APRNs United States 35 to 44
- Licensed APRNs United States 45 to 54
- Licensed APRNs United States 55 to 64
- Licensed APRNs United States 65 or older





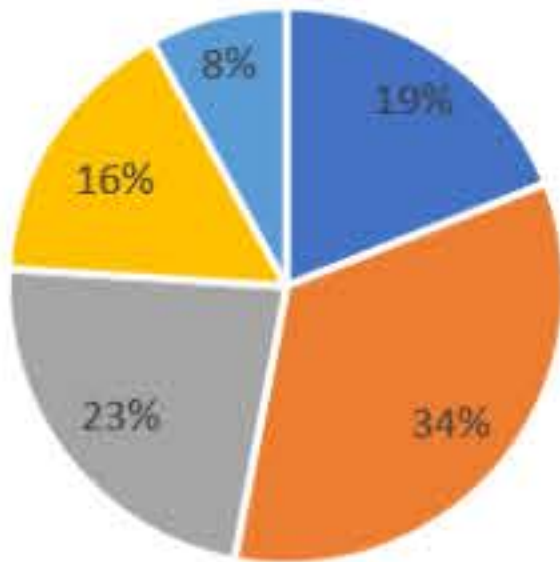
# NP Nurses in Tennessee: An Age Group Analysis

Both RNs (not APRNs) and NPs in the younger age group (34 or younger) have shown a decrease in percentage over time.

**Mid-Age Increase:** The age group 35 to 44 has increased across most categories, particularly for RNs (not APRNs) in Tennessee and the United States.

**Older Age Stability/Growth:** The percentage of RNs (not APRNs) and NPs aged 65 or older has increased slightly across all regions, indicating a trend of delayed retirement or retention of older professionals.

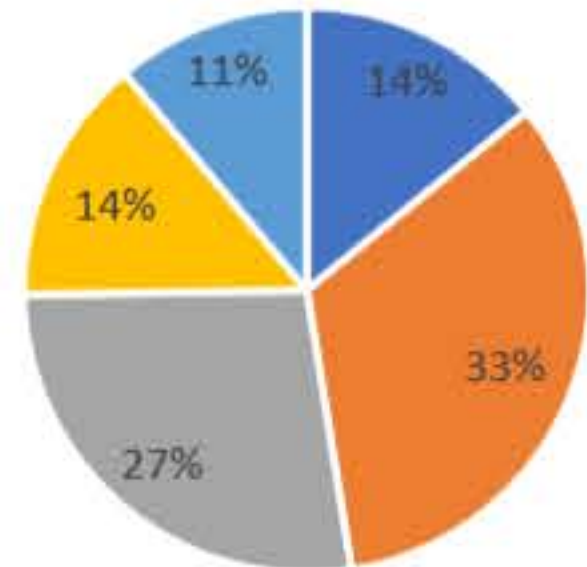
NP's -2018, Tennessee



- Licensed NPs Tennessee 34 or younger
- Licensed NPs Tennessee 35 to 44
- Licensed NPs Tennessee 45 to 54
- Licensed NPs Tennessee 55 to 64
- Licensed NPs Tennessee 65 or older

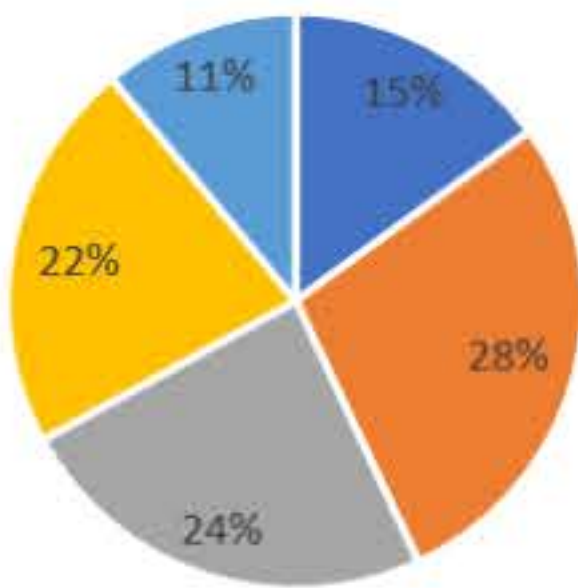


NP's -2022, Tennessee



- Licensed NPs Tennessee 34 or younger
- Licensed NPs Tennessee 35 to 44
- Licensed NPs Tennessee 45 to 54
- Licensed NPs Tennessee 55 to 64
- Licensed NPs Tennessee 65 or older

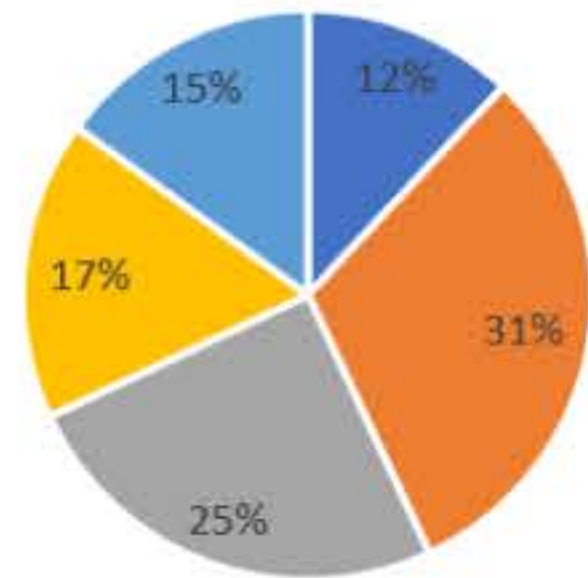
NP's -2018, United States



- Licensed NPs United States 34 or younger
- Licensed NPs United States 35 to 44
- Licensed NPs United States 45 to 54
- Licensed NPs United States 55 to 64
- Licensed NPs United States 65 or older



NP's -2022, United States



- Licensed NPs United States 34 or younger
- Licensed NPs United States 35 to 44
- Licensed NPs United States 45 to 54
- Licensed NPs United States 55 to 64
- Licensed NPs United States 65 or older

