



An Advanced Workshop on Publication Methods in Academic and  
Scientific Journals

# HOW TO PUBLISH

Lee Glenn, Ph.D.  
November 6<sup>th</sup>, 2017



# Introduction






# Introduction

- Relation between publishing and research grants, teaching grants, and service grants.
- Books on writing for journals are usually fabulous.
- Finding the right journal: Read the table of contents (and maybe the journals mission statement).
- Different types of journal articles that are possible.



# Contemporary Issues


- **Contemporary Issues** - 2,000-2,500 words.
  - Papers that discuss contemporary issues within nursing, midwifery and health profession education, and stimulate scholarly debate, are welcomed. Authors who have ideas which address issues of substantive concern to the disciplines, particularly those of a controversial nature, should consider submitting a Contemporary Issue piece. The issues must be current and, although they can be of national agenda, they must have international implications or be of relevance to an international audience.
- 

# Original Research Articles

- **Research Papers** - 3,500-5,000 words.
- Papers reporting original research are welcomed between 3,500-7,000 words, including abstract/summary and references. Research papers should adhere to recognised standards for reporting.



# Review Articles

- 4,000 – 6,000 words.
  - Reviews are welcomed by the journal editors including,
    - 1. systematic reviews,
    - 2. literature reviews, which provide a thorough analysis of the literature on a topic.
    - 3. meta-analysis
- 

# Unique Types of Articles

- **Big Ideas** - 1,500-2,000 words.
- You are invited to submit a review essay of a book (including works of fiction) or 'big idea' from the arts, sciences or humanities that has guided or influenced you as a practitioner, educator and/or academic. The review should normally focus on a book or idea from outside the immediate scope of nursing, midwifery and healthcare, and might include an overview, a critical appraisal and some thoughts about how it could be applied to practice and/or education.



# Commentaries (Letters to the Editor)

- **Letters to the editor** are comments arising from published papers. Letters will be shared with authors. Letters and responses receive editorial review only. Select letters and responses may be accepted for publication. Letters and responses are limited to 450 words. Letters and responses may be edited.



# Brief or Short Reports

- **Brief reports** are shorter papers used for pilot or other smaller scale studies, project protocols, and some methods articles. Brief reports that include empirical findings should include a description of methods sufficient to allow replication of the work by other investigators.



# Methods Articles

- **Methods papers** are articles that describe application of advancing methodologies in nursing research or that describe advances in methodology motivated by challenges of nursing research.

# Pilot Study Articles

- **Pilot study papers** are brief reports of findings with important implications for the design of future research projects. Pilot RCTs should emphasize feasibility, not efficacy estimation. Implications for design of full-scale projects should be addressed.



# Project Protocols

- **Project protocols papers** are brief reports describing and documenting the methods for large-scale projects with potential to advance the science.
- These are reserved for huge, multi-site, multi-author publications. It describes the project conceptually *before any data is collected*

# Fees and Page Charges

- Around \$1,000 or \$200 per page
- Journal publishers have to turn a profit, or journal is gone.
- University libraries pay most of the money and it is huge (\$12,000 / year is typical).
- Journals have to drop unprofitable journals.
- Alternative: Have authors or departments pay. Called "open access".
- Abused in India.
- Allows journals in areas they would not exist.

# How to avoid page charges

- Publish in regular journals, not “open access”
- If you have a grant, pay from grant.
- If department has money, department can pay.
- Some journals, such as “Frontiers In \_\_\_\_\_” will accept certain number that do not pay. Must request with special letter or form.
- Appeal to the editor on basis of poverty. This has worked for LLG.

# What Editors Do With Your Manuscript

- Read cover letter.
- Flip through manuscript looking at format, read abstract carefully.
- Return to author as unsuitable or send you a manuscript number and send out for peer review by *referees*.
- Manuscript number is important: legal proof of submission. Use in your Faculty Activity Reports and grants.

## (Cont.)

- Receive reviews back from referees (usually 4-8 weeks).
- Read recommendations. If referees disagree, maybe send out to third referee to decide fate.
- Notify corresponding author (contact person) and provide decision and copies of reviews from referees.
- If accepted (before or after revisions), send proofs to authors to correct.
- Publish electronically first, then ship on paper.





# Rejection – The Dreaded Event

<https://www.editage.com/insights/most-common-reasons-for-journal-rejection>



<http://wonderfulengineering.com/8-rejected-research-papers-that-ultimately-won-the-nobel-prize/>

<http://grigoriefflab.janelia.org/rejections?page=1>

A vertical bar on the left side of the slide, consisting of several colored segments: a small black segment at the top, followed by a grey segment, a yellow segment, and a long pink segment at the bottom.

Show HowToRejectAnyMS.pdf

# How to Respond To Rejection

To Physical Review Journal

Dear Sir,

We (Mr. Rosen and I) had sent you our manuscript for publication but had not authorized you to show it to specialists before it is printed. I see no reason to address the — in any case erroneous — comments of your anonymous expert. On the basis of this incident I prefer to publish the paper elsewhere.

Respectfully,

*Albert Einstein*


# Responding To Rejection


- Challenging or appealing to the Editor.
  - This will work if you can show a major referee editor clearly.
- You must a non-stop submitting machine.
- Submit to another journal.
- Most journals accept 30-60% of submitted manuscripts. Plan on submitted to at least three journals.
- Cannot submit 1 article to three journals simultaneously.



# Who owns your article?

Not you.






Can you post your article on  
the internet? Facebook?

No.

Not without the journals written permission.





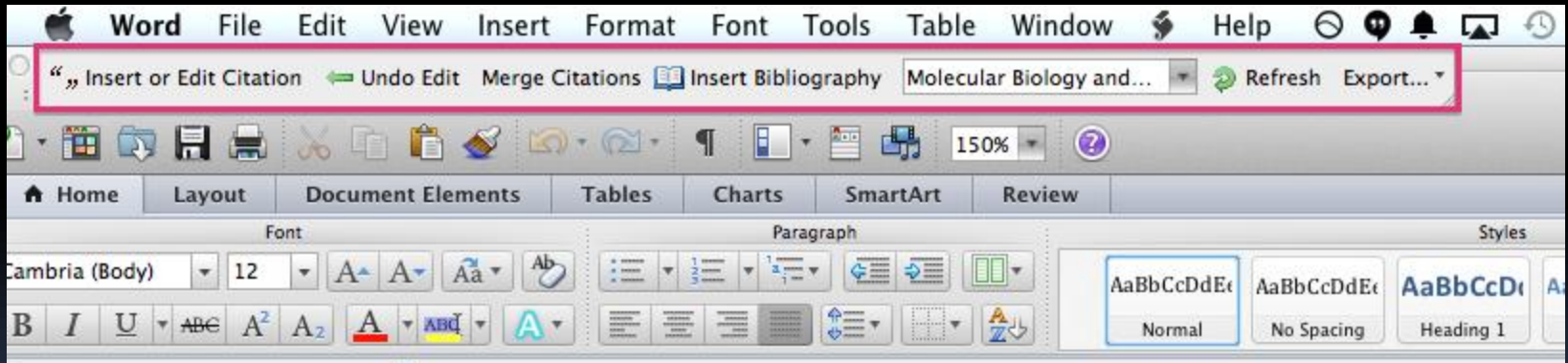
# Tricks of the Trade

- Model your paper after another one
  - Very common practice. New original ideas in science
  - Don't select a poor paper. People do this all the time to make the job easier.
  - Orthodox: Only read and cite original research articles (primary sources) regardless of the year published. Nothing else exists.
  - John Orem quote

# Valuable Services to Authors

- Your Colleagues!
  - Prepublication review. Colleagues are valuable, especially the sour ones. Ask one to critique your submission for you. Pick someone hypercritical if possible.
- Free peer review service
  - <https://www.peeraeofscience.org/faq/>
- Reference section
  - Mendeley.com

Install on Mendeley plugin that enables it to talk to Word. Once this plugin is installed, when you open Word, you'll see a Mendeley toolbar on top, using which you can add and manage citations from your Mendeley library.



A vertical bar on the left side of the slide, consisting of four colored segments: a small pink square at the top, a small grey square, a small yellow square, and a long pink rectangle at the bottom.

Switch to handouts only